



DRUMNET  RU

**STEFANO PAOLINI**  
**FILLS & GROOVES for DRUMS**

## **STEFANO PAOLINI**

Via V. Veneto, 11/a - 47014 - Meldola (Fc)

[www.stefanopaolini.it](http://www.stefanopaolini.it) - [info@stefanopaolini.it](mailto:info@stefanopaolini.it)

## CURRICULUM

Classe 1970, ha iniziato lo studio della batteria a 6 anni, sotto la guida del m° **BALDO TURCI**, proseguendo a 15 anni con il m° **UBALDO RIVI** e perfezionandosi con il m° **ALFREDO GOLINO**.

Nel 1992 si è diplomato in clarinetto presso il conservatorio "G. B. Martini" di Bologna (classe prof. **G. Tedeschi**).

Ha partecipato a diversi seminari musicali : **TRILOK GURTU** (1987), **TOMASO LAMA** (1988), **PETER ERSKINE** (1989) e **DAVE WECKL** (1992).

Nel 1993 ha vinto le selezioni per il corso di formazione professionale per orchestra jazz (O. F. P.), attivato grazie al contributo sociale Europeo e svoltosi a S. Lazzaro di S. (BO), sotto la direzione di **GEORGE RUSSELL**, **KENNY WHEELER**, **MIKE GIBBS**, **BRUNO TOMMASO**, ecc.

Nel 1994/95 è stato presente nel corso in qualità di insegnante.

Con l' orchestra dell' O. F. P. e altre formazioni, ha partecipato a vari festival jazz italiani (Vignola, Reggio Emilia, Bologna, Siena, ecc) ed esteri (Malta, Svizzera, Svezia e Finlandia).

### **Collabora con vari musicisti, big band e piccole formazioni :**

**Marco Tamburini quintet** (CD "feather touch"), **Fabio Petretti quartet** (CD "piedi'n stallo"), **Reunion big band**, **Dadà Orchestra**, **Jazz Art Orchestra** (CD omonimo), **Italian big band**, **Meldola jazz band**, **Colours big band**, **Paul Jeffrey**, **Slide Hampton**, **Michel Portal & Orchestra sinfonica Arturo Toscanini**, **Gegè Telesforo**, **Tullio De Piscopo**, **Antonio Faraò**, **Gabriele Comeglio**, **Paola Fabris group**, **Cico Ciconani "play Jobim"**, **Supermoon group**, **Ico Manno trio**, **Gianni Basso**, **Pietro Tonolo**, **Renato Sellani**, **Mario Raja**, **Piero Odorici**, **Augusto Mancinelli**, **Tomaso Lama**, **Pietro Condorelli**, **Randy Bersen**, **Lucio Dalla & Giovanni Tommaso quintet**, **Jenny B**, **Funky Company**, **Cinda**, **Grazia Di Michele**, **Alessandro Mara**, **Marcello Pieri**, **Ann Hines**, **Mietta**, **Narni soul band**, **Michele Jones** e **T-jam**.

Ha partecipato a 2 musicals : **"Bulli e Pupe"** e **"All that Chicago"** e all'edizioni 2002 e 2003 di **"Mara & Meo"** (Lugano) concorso canoro per bambini in cui è impegnato anche in veste di compositore.

Svolge attività di insegnamento presso la scuola "Roveroni" di S. Sofia, seminari presso negozi specializzati ed è docente della cattedra di batteria (indirizzo jazzistico) presso il conservatorio di Adria.

Ha scritto ed arrangiato i brani contenuti nel CD della **BIG small BAND** (mini big band formata da 11 elementi con guest star **MARCO TAMBURINI**), in quello degli **ARITMETRICA** (quartetto di jazz moderno) e nel trio latin **DIVERTIMENTRIO**.

E' endorser per le batterie **TAMBURO**, i piatti **UFIP**, le bacchette **LANTEC** e i rullanti **FPD**.

STEFANO PAOLINI



**LANTEC**  
Drumstick Producer



**UFIP**  
EARCREATED CYMBALS

# STEFANO PAOLINI

## FILLS & GROOVES for DRUMS

### 1° PARTE : GROOVES

1. GROOVES IN QUARTI
2. GROOVES IN OTTAVI
3. GROOVES IN TERZINE
4. GROOVES IN SEDICESIMI
5. SHUFFLE GROOVES
6. GROOVES HI HAT 8-16
7. GROOVES HI HAT 16-8
8. GROOVES ROCK
9. GROOVES BLUES
10. GROOVES 16 BEAT
11. GROOVES IN 3/4
12. GROOVES IN 5/4
13. GROOVES IN 7/8
14. PARADIDDLES GROOVES

### 2° PARTE : FILLS

15. FILLS IN OTTAVI
16. FILLS IN TERZINE
17. FILLS IN SEDICESIMI
18. FILLS IN SESTINE
19. FILLS IN TRENTADUESIMI
20. FILLS RUDIMENTS (SINGLE & DOUBLE STROKE ROLL)
21. FILLS RULLO 3 & RULLO 4
22. FILLS RULLO 5
23. FILLS RULLO 6
24. FILLS RULLO 7
25. FILLS RULLO 9
26. FILLS PARADIDDLES
27. FILLS FLAMS
28. FILLS DRAGS
29. FILLS IRREGOLARI (5-7)

# 1aParte : GROOVES

## Grooves in quarti

1 2 3 4 5 6 7 8 9 10 11 12 13 14 15 16 17 18 19 20

## Grooves in ottavi

1 2 3 4 5 6 7 8 9 10 11 12 13 14 15 16 17 18 19 20

# Grooves in terzine

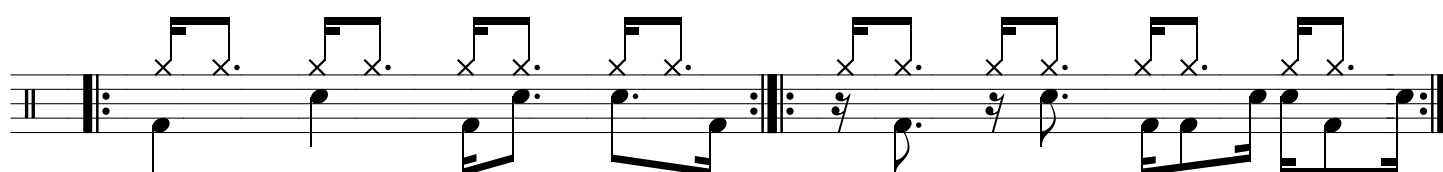
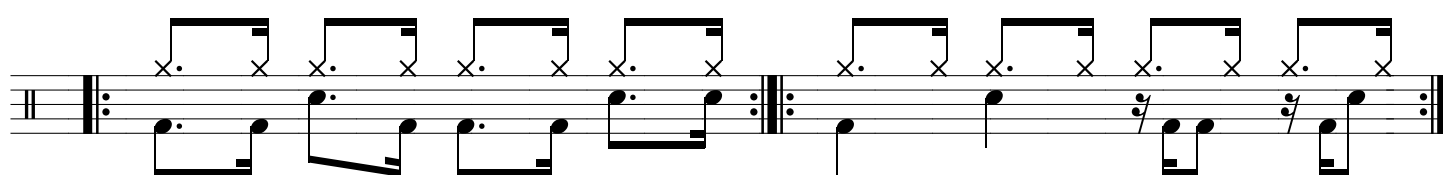

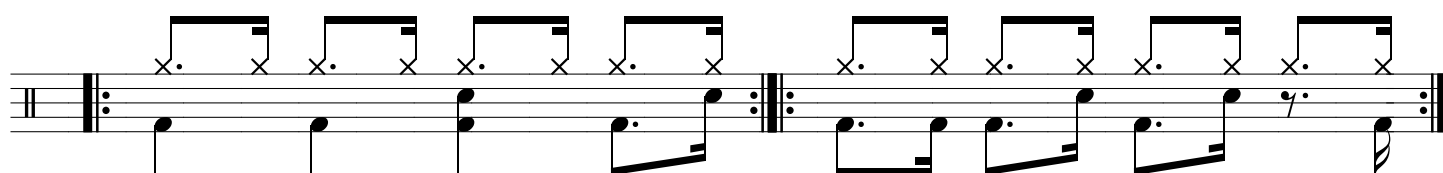
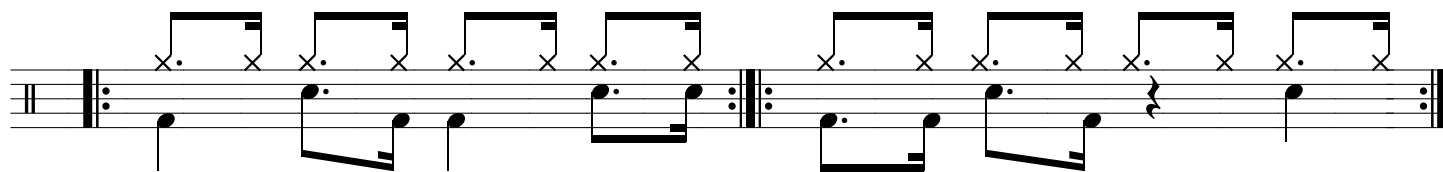
This sheet contains 20 numbered musical staves, each representing a different drum groove. The grooves are organized into two columns of ten. Each staff consists of two parts: a top part with 'x' marks on a four-line staff representing cymbal patterns, and a bottom part with notes on a four-line staff representing the bass drum and snare patterns. The time signature is 3/4. The grooves are as follows:

- Staff 1:** Cymbal: four groups of three eighth notes. Bass/Drum: quarter note, eighth note triplet, quarter note, eighth note triplet.
- Staff 2:** Cymbal: four groups of three eighth notes. Bass/Drum: quarter note, eighth note triplet, quarter note, eighth note triplet.
- Staff 3:** Cymbal: four groups of three eighth notes. Bass/Drum: quarter note, eighth note triplet, quarter note, eighth note triplet.
- Staff 4:** Cymbal: four groups of three eighth notes. Bass/Drum: quarter note, eighth note triplet, quarter note, eighth note triplet.
- Staff 5:** Cymbal: four groups of three eighth notes. Bass/Drum: quarter note, eighth note triplet, quarter note, eighth note triplet.
- Staff 6:** Cymbal: four groups of three eighth notes. Bass/Drum: quarter note, eighth note triplet, quarter note, eighth note triplet.
- Staff 7:** Cymbal: four groups of three eighth notes. Bass/Drum: quarter note, eighth note triplet, quarter note, eighth note triplet.
- Staff 8:** Cymbal: four groups of three eighth notes. Bass/Drum: quarter note, eighth note triplet, quarter note, eighth note triplet.
- Staff 9:** Cymbal: four groups of three eighth notes. Bass/Drum: quarter note, eighth note triplet, quarter note, eighth note triplet.
- Staff 10:** Cymbal: four groups of three eighth notes. Bass/Drum: quarter note, eighth note triplet, quarter note, eighth note triplet.
- Staff 11:** Cymbal: four groups of three eighth notes. Bass/Drum: quarter note, eighth note triplet, quarter note, eighth note triplet.
- Staff 12:** Cymbal: four groups of three eighth notes. Bass/Drum: quarter note, eighth note triplet, quarter note, eighth note triplet.
- Staff 13:** Cymbal: four groups of three eighth notes with a circled 'x' on the second line. Bass/Drum: quarter note, eighth note triplet, quarter note, eighth note triplet.
- Staff 14:** Cymbal: four groups of three eighth notes with a circled 'x' on the second line. Bass/Drum: quarter note, eighth note triplet, quarter note, eighth note triplet.
- Staff 15:** Cymbal: four groups of three eighth notes with a circled 'x' on the second line. Bass/Drum: quarter note, eighth note triplet, quarter note, eighth note triplet.
- Staff 16:** Cymbal: four groups of three eighth notes with a circled 'x' on the second line. Bass/Drum: quarter note, eighth note triplet, quarter note, eighth note triplet.
- Staff 17:** Cymbal: four groups of three eighth notes with a circled 'x' on the second line. Bass/Drum: quarter note, eighth note triplet, quarter note, eighth note triplet.
- Staff 18:** Cymbal: four groups of three eighth notes with a circled 'x' on the second line. Bass/Drum: quarter note, eighth note triplet, quarter note, eighth note triplet.
- Staff 19:** Cymbal: four groups of three eighth notes with a circled 'x' on the second line. Bass/Drum: quarter note, eighth note triplet, quarter note, eighth note triplet.
- Staff 20:** Cymbal: four groups of three eighth notes with a circled 'x' on the second line. Bass/Drum: quarter note, eighth note triplet, quarter note, eighth note triplet.

# Grooves in sedicesimi

This image displays 20 numbered musical grooves for drums, arranged in two columns. Each groove is represented by a staff with a treble clef and a double bar line at the beginning and end. The notation includes various rhythmic patterns using 'x' marks for cymbals and solid dots for other drum parts. Grooves 1 through 13 are in 4/4 time, while grooves 14 through 20 are in 3/4 time. The patterns vary in complexity, including simple quarter-note rhythms, eighth-note patterns, and more intricate syncopated rhythms. Some grooves include specific drum notations like 'x' for cymbals and 'y' for a snare drum.

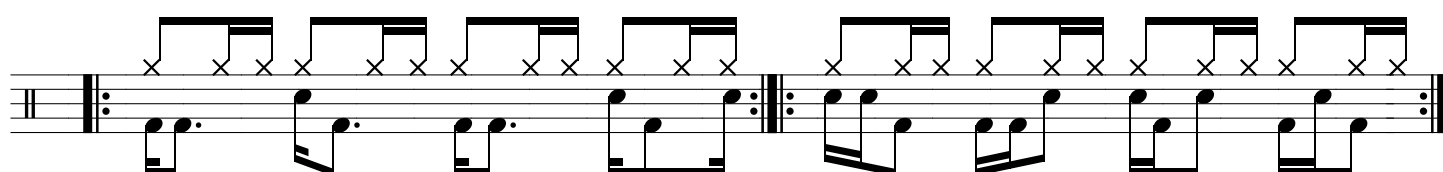

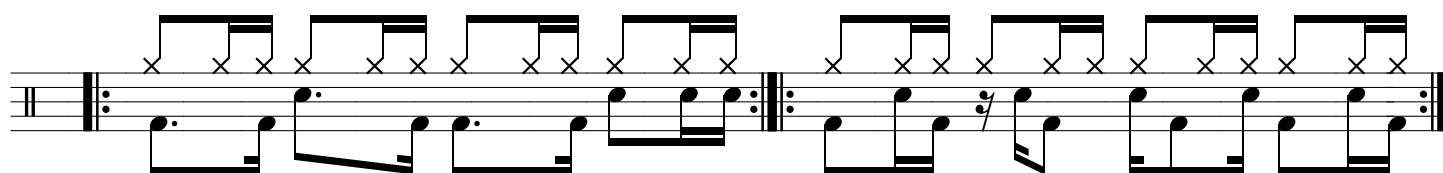
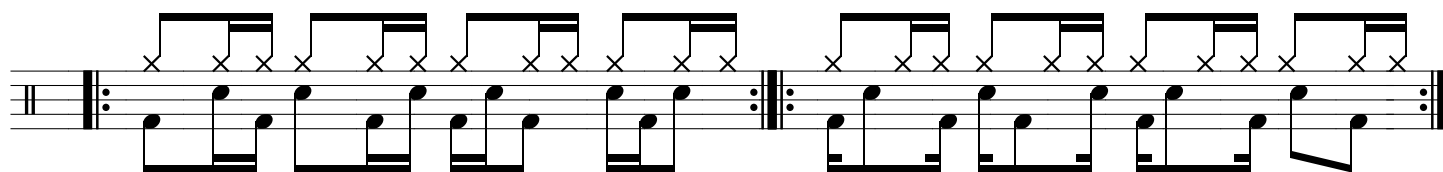
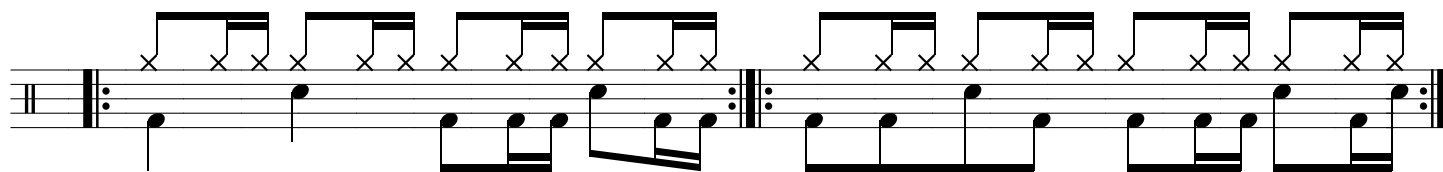
# Esercizi per lo studio dello shuffle (10 esempi ritmici)




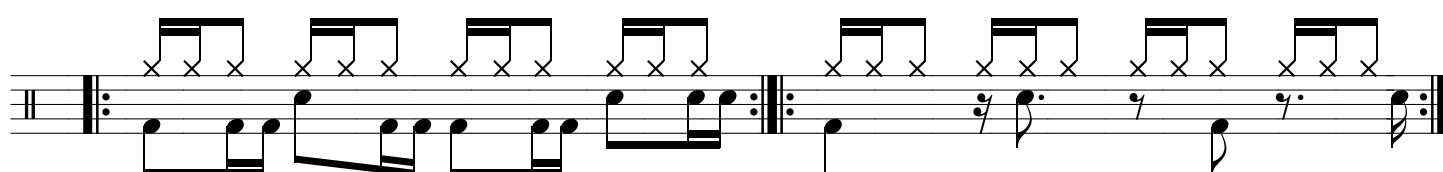
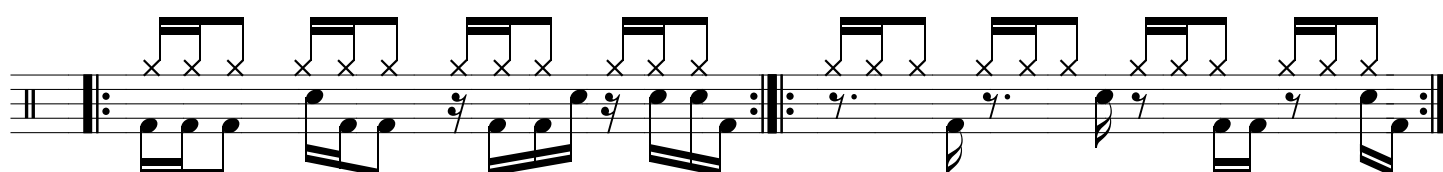

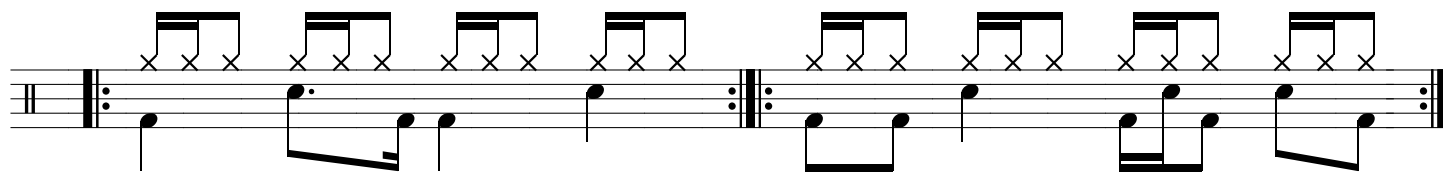


# Grooves con ottavi e sedicesimi sull' hi hat

(10 esempi ritmici)



# Grooves con sedicesimi e ottavi sull' hi hat (10 esempi ritmici)



# Rock, pop, funk

1 2 3 4 5 6 7 8 9 10 11 12 13 14 15 16 17 18 19 20

# Blues

Drum notation for Blues, measures 1-20. The notation is arranged in two columns of ten measures each. Each measure is represented by a pair of staves: the top staff shows the cymbal pattern with 'x' marks for hits, and the bottom staff shows the bass drum pattern with notes and rests. Measures 1-14 are marked with numbers 1 through 14. Measure 15 includes the text 'L L L L L L L L L L L L' above the cymbal staff. Measure 16 includes the text 'R R R R R R L L L L L L' above the cymbal staff. Measures 17, 18, 19, and 20 are each preceded by the text 'Ride cymbal'.

# 16 beat, fusion

The image displays a musical score for a 16-beat fusion exercise, consisting of 20 numbered measures. Each measure is written on a five-line staff with a double bar line at the beginning and end. The notation includes various rhythmic patterns, such as eighth and sixteenth notes, rests, and accents, along with drum notation symbols like 'x' for cymbals and 'o' for snare drums. The exercise is divided into two parts of 10 measures each, with a double bar line and repeat sign at the end of each part.

# Grooves in 3/4

This page contains 20 numbered musical grooves for drums in 3/4 time. Each groove is presented as a three-measure phrase on a five-line staff. The notation includes various rhythmic patterns such as eighth notes, quarter notes, and rests, often grouped with beams. Above the staff, 'x' marks indicate specific points where a drumstick should strike the snare or cymbal. The grooves are arranged in two columns of ten, numbered 1 through 20. Each phrase begins with a repeat sign (two vertical lines with dots) and ends with a double bar line and repeat dots.

## Grooves in 5/4

This page contains 20 numbered musical grooves in 5/4 time. Each groove is presented on a two-staff system. The top staff of each system shows the drum part, with 'x' marks indicating cymbal hits. The bottom staff shows the bass line, with notes and rests. The grooves are numbered 1 through 20, with double bar lines and repeat signs indicating the end of each exercise. Grooves 11 through 20 feature a more complex, syncopated bass line with eighth and sixteenth notes.

## Grooves in 7/8

This page contains 20 numbered musical grooves in 7/8 time. Each groove is presented on two staves. The top staff uses 'x' marks to indicate cymbal patterns, while the bottom staff uses notes to represent the drum kit. The grooves are arranged in two columns of ten. Groove 1 starts with a 7/8 time signature and a repeat sign. Grooves 2 through 20 follow a similar structure, each with a repeat sign at the end. The patterns vary in complexity, including simple quarter and eighth notes, as well as more intricate sixteenth-note and triplet rhythms.



# Paradiddle grooves

1 R L R R L R L L

2 R L L R L R R L

3 R R L R L L R L

4 R L R R L R L L

5 R L R L

6 R L R R L R L L

7 L R R L R L L R

8 R L R R L R L L

9  $\theta$   $\theta$

10 R L R  $\theta$  L R R L R L R L L

11  $\theta$   $\theta$   
R L R L R R L R L R

12 R L R L R R L R L R L L  
 $\theta$   $\theta$

13  $\theta$   $\theta$

14  $\theta$   $\theta$

15  $\theta$   $\theta$

16  $\theta$   $\theta$   $\theta$   $\theta$

17  $\theta$   $\theta$


18 R L R  $\theta$  L R R L L R L L R  
 $\theta$   $\theta$

19 R L L R L R R L R L L R L R L L

20 R L L R R R L R R R R L

## 2a Parte : FILLS

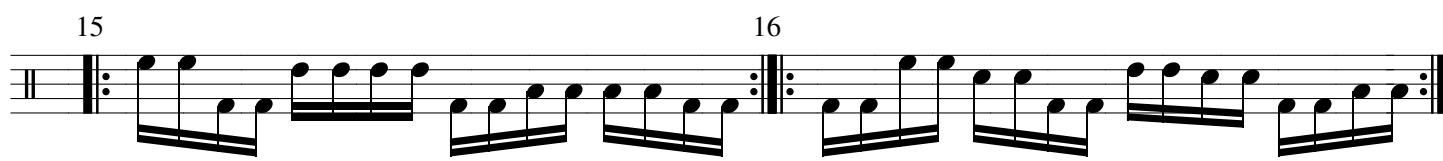
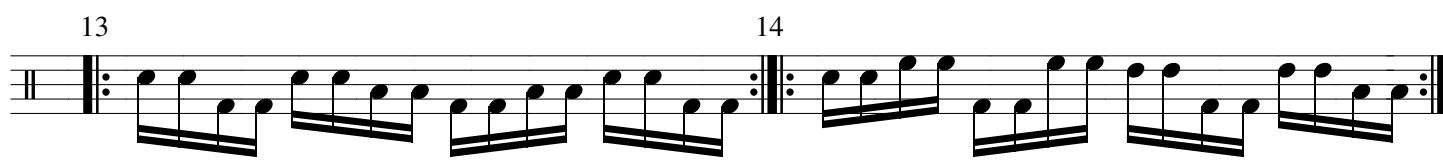

### Fills in ottavi




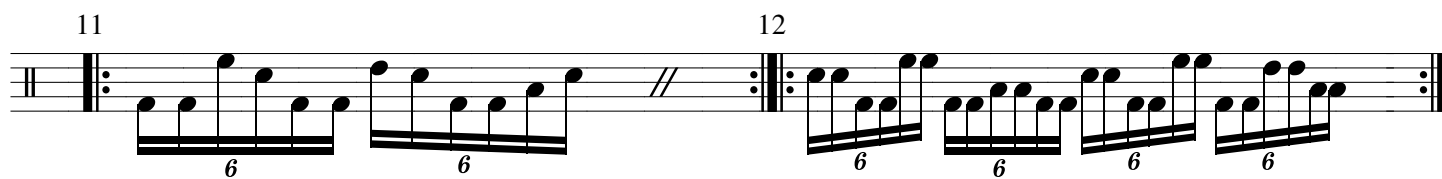





# Fills in terzine

The image displays 18 numbered musical staves, each containing a drum fill exercise in terzine (triplets). The exercises are arranged in two columns. Each staff begins with a double bar line and a repeat sign. The notes are quarter notes, and the triplet rhythm is indicated by a '3' below the notes. The exercises vary in their melodic patterns and phrasing, with some ending in double bar lines and repeat signs, and others in single bar lines. Exercise 18 includes the letter 'L' below the staff, likely indicating a left-hand pattern.

## Fills in sedicesimi




# Fills in sextine




## Fills in trentaduesimi



1




2



3



4




5




6



7



8



9



# RUDIMENTS

## SINGLE E DOUBLE STROKE ROLL

### SINGLE STROKE ROLL

### DOUBLE STROKE ROLL

1 R L R L 2 R R L L

3 4

5

7

9 L L R R


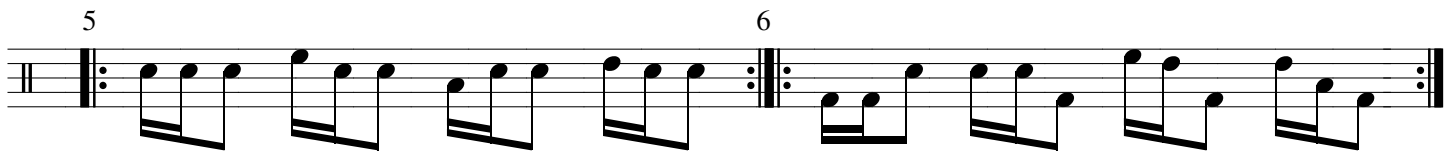
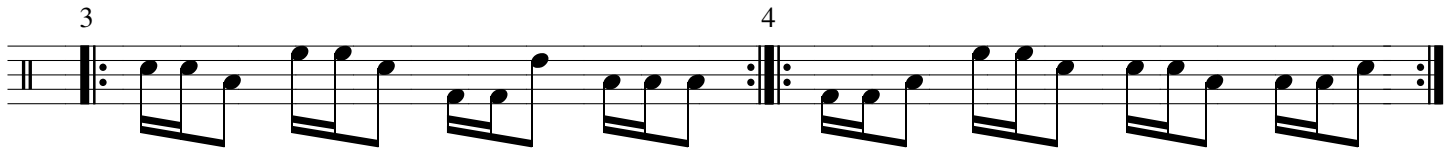
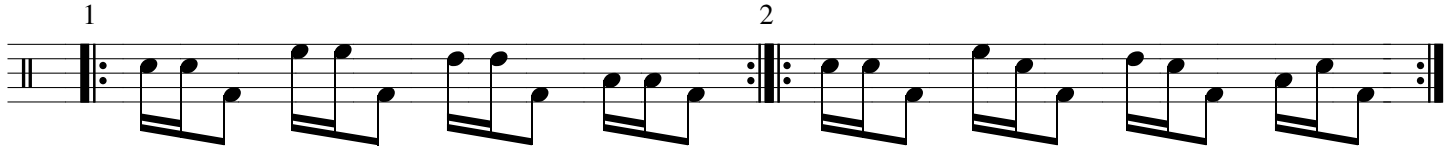
11 L L R R

13 L L R R

15 L L R R




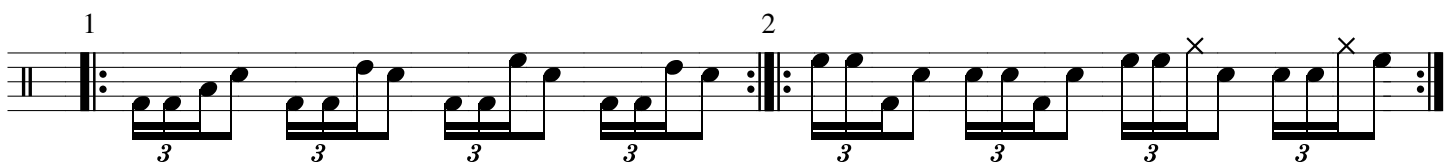
## Rullo a 3

R L R  
R R L  
L L R



## Rullo a 4

R L R L L R L R  
3 3






R L R L R L R L  
R R L L R L L R R L



1

2



# Rullo a 6

R L R L R L L R L R L R  
 R R L L R L L L R R L R

R L L R R L

1 R R L L R L                      2 R L R R R L R L

3    4 L

5    6

7 R L L R R L                              8

9    10 R R L L

11    12 L L R R

13 R L R L                                      14 R R L L R L


15 R L L R R L                              16 L L R R L R L L R R L R

# Rullo a 7


R L R L R L R L R L R L R L  
 R R L L R R L L L R R L L R




1 R R L L R R




2 R L R R L R




3




4 R L R L R L R



5

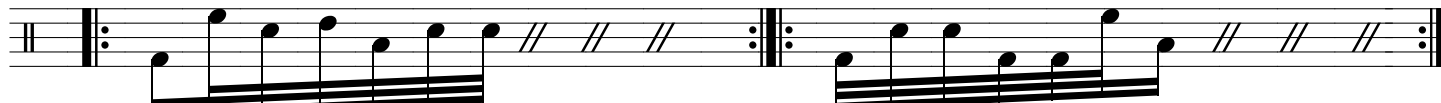


6 L R L R L R



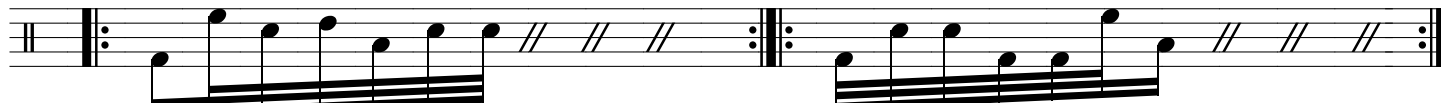
7

L L R R L L



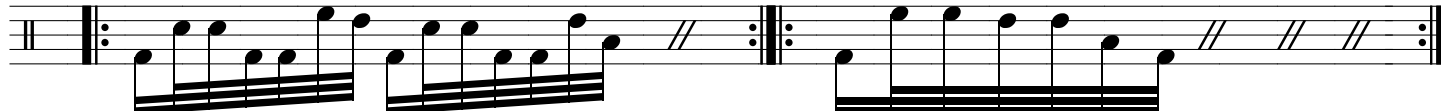
8

L R L R

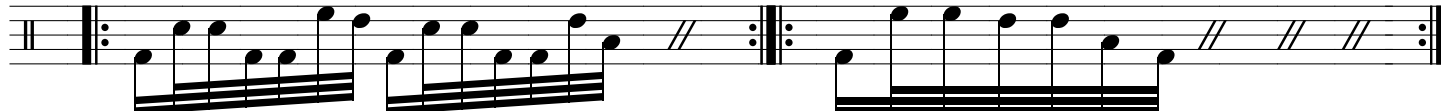


9

L L R R L L R R



10



11

R L R L R L R L R R L R R L R L R



12



13



14

R R L L R R



# Rullo a 9

R L R L R L R L R  
 R R L L R R L L R L

1 R R L L R R L L

2 R L R L R L

3

4

5

6

7

8

9

10

11

6 R R L L R R L L R L L R R L L R R L R R L L 6 R R L R

12

# Paradiddles

1 R L R R L R L L L R L R R L R L L 2 R L R R L R L L R L R R L R L L

3 R L L R R L L R 4 R L L R R L L R

5 R L R R L R L L 6 R L R R L R L L

7 R L R L R R L R L L L 8 R L L R L R R L

9 R L R L L R L R L R R 10 R L R L R R L R L L L

11 R L R L R L R R L R L R L L 12 L R L R L R R L R L R L

13 R L R L R L R R L R L R L L L

# Flams

1 2

3 4

5 6

7 8

9 L R R R L L L R R R L I // 10 L R R R L L //

11 // 12 //

13 L R L R L L R // 14 //

15 // 16 R L R L R

17 // 18 //

19 L R L R R R L R L I // 20 R L R R

21 L R R L R L L R // 22 //

23 L R R L R L L R // 24 L L R R R L

Detailed description: The image shows a musical score for a piece titled 'Flams'. It consists of 24 numbered measures, each on a single staff. The notation includes various rhythmic patterns, often with triplets indicated by a '3' and a bracket. Some measures contain specific rhythmic patterns written above the staff, such as 'L R R R L L L R R R L I' for measure 9 and 'L R R R L L' for measure 10. Double bar lines with repeat dots are used to indicate the end of phrases. Some notes are marked with an 'x', possibly indicating a specific articulation or a rest. The overall style is that of a rhythmic exercise or a short piece of music for a single melodic instrument.

# Drags

1      LL R      RR L      2      LL R RRL

3      RL      LR      4      LLR L R      RRL R L

5      6      L L      R      R R

7      8

9      10

11      12

13      14

15

# Fills gruppi irregolari (5 - 7)

R L R L R  
R L R R L

5

R L R L R L R  
R L R R L L R

7

R L R L R L R L R L R L R L L R L R L L

5 5 5 5

1

5 5 5 5

2

5 5 5 5

3

5 5 5 5

4

7 7

5

7 7

6

7

7

7 7 7 7