


ON A RAFT

by Kate Chase
illustrated by Stan Tusan



Copyright © by Harcourt, Inc.

All rights reserved. No part of this publication may be reproduced or transmitted in any form or by any means, electronic or mechanical, including photocopy, recording, or any information storage and retrieval system, without permission in writing from the publisher.

Requests for permission to make copies of any part of the work should be addressed to School Permissions and Copyrights, Harcourt, Inc., 6277 Sea Harbor Drive, Orlando, Florida 32887-6777. Fax: 407-345-2418.

HARCOURT and the Harcourt Logo are trademarks of Harcourt, Inc., registered in the United States of America and/or other jurisdictions.

Printed in the United States of America

ISBN 0-15-322976-4

Ordering Options

ISBN 0-15-325516-1 (Grade 1 On-Level Collection)

ISBN 0-15-326826-3 (package of 5)

2 3 4 5 6 7 8 9 10 179 10 09 08 07 06 05 04 03 02



ON A RAFT

by Kate Chase
illustrated by Stan Tusan




Orlando Boston Dallas Chicago San Diego

Visit *The Learning Site!*


www.harcourtschool.com




Rick and Mack
want to play.




▶ They see a raft!




▶ Mack kicks to the raft.




🔊 Mack wants help!



Now Rick wants help, too!








▶ Tim and Jack help.



Now, they can play.

Think and Respond

-  **1** What do Mack and Rick want to do?
-  **2** How does Mack get to the raft?
-  **3** Who tips the raft first?
-  **4** How do they all get on the raft?
-  **5** What games do you like to play in the water?



Make a Raft Use 10 craft sticks or twigs. Use string or glue. Make a raft. See if your raft can float.



School-Home Connection Read aloud the story using an expressive voice.