

سورة الاحقاف



# SHRIMP INDUSTRY In I.R IRAN



**Iranian Fisheries Exporters Association  
(IFEA)**

**May 2016**



It is obvious that investment and know – how also the management in production and processing the products, and appreciation of a reliable market, which will be the result of cooperation between Iran and other countries, which plays a valuable role is most welcomed by the Iranian shrimp farmers & members of the Iranian Fisheries Exporters Association a (IFEA).



IFEA

Members of (IFEA)are keen in having very close cooperation with many companies for extending this industry and equipping their plants with the most new and modern machinery and know how for value added products.



**Sines 25 years ago, most of Fishery activities were on government`s monopoly, but was handed over to praivate sector gradually.**

**For the time being caviar( that was being caught, extracted, processed, marketed and exported by the government itself )and all fisheries activities, fishing ,aquaculture, processing, marketing and exporting are done by the private sector , who is permitted to function in all fisheries fields.**

**Fisheries industries in Iran is actually a very young sector, and has a very brilliant mind in extending the industry and achieve the best and high class standard of international markets in its clear path.**

**Now, in addition to government caviar processing plants, over 25 seafood processing factories in south to north of the country have leveled their quality position with E.C regulations and are able to export their products to European countries, and also at least freezing methods are going to gain the permission from veterinary organization of Iran.**



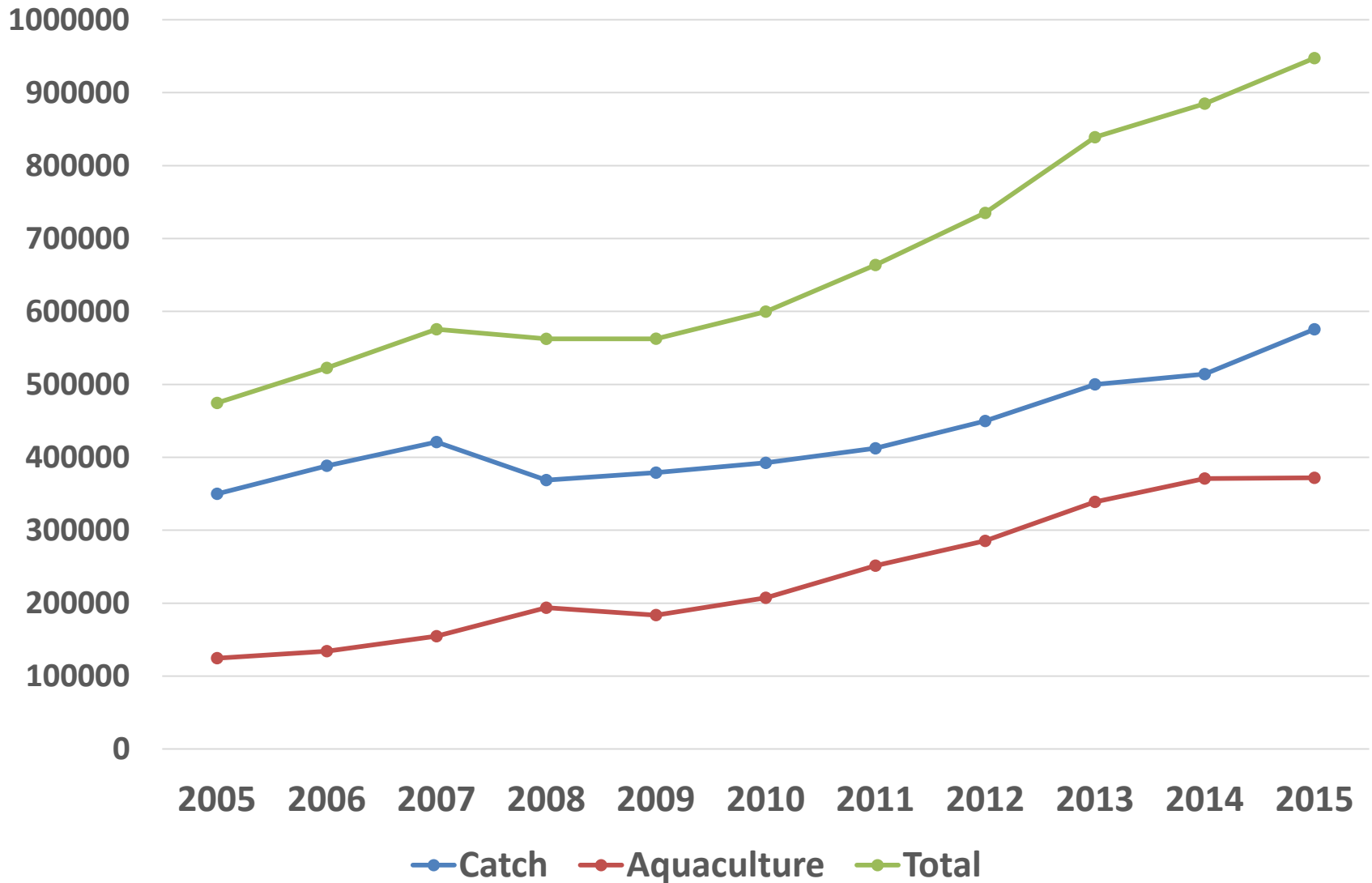
## Shrimp farming potential in Iran


<b>situation</b>	<b>Number of sites</b>	<b>Area (hectare)</b>	<b>product (MT)</b>	<b>occupation</b>
<b>Product potential</b>	<b>19</b>	<b>18118*</b>	<b>54353*</b>	<b>27176</b>
<b>under construction</b>	<b>6</b>	<b>2995</b>	<b>8985</b>	<b>4493</b>
<b>under study</b>	<b>23</b>	<b>23895</b>	<b>71685</b>	<b>35842</b>
<b>studied</b>	<b>3</b>	<b>14750</b>	<b>44250</b>	<b>22125</b>
<b>Total</b>	<b>51</b>	<b>59758</b>	<b>179273</b>	<b>89632</b>

\*From total of area now 7000 hectare is under culture and the total production now is 22500 Mt in 2014

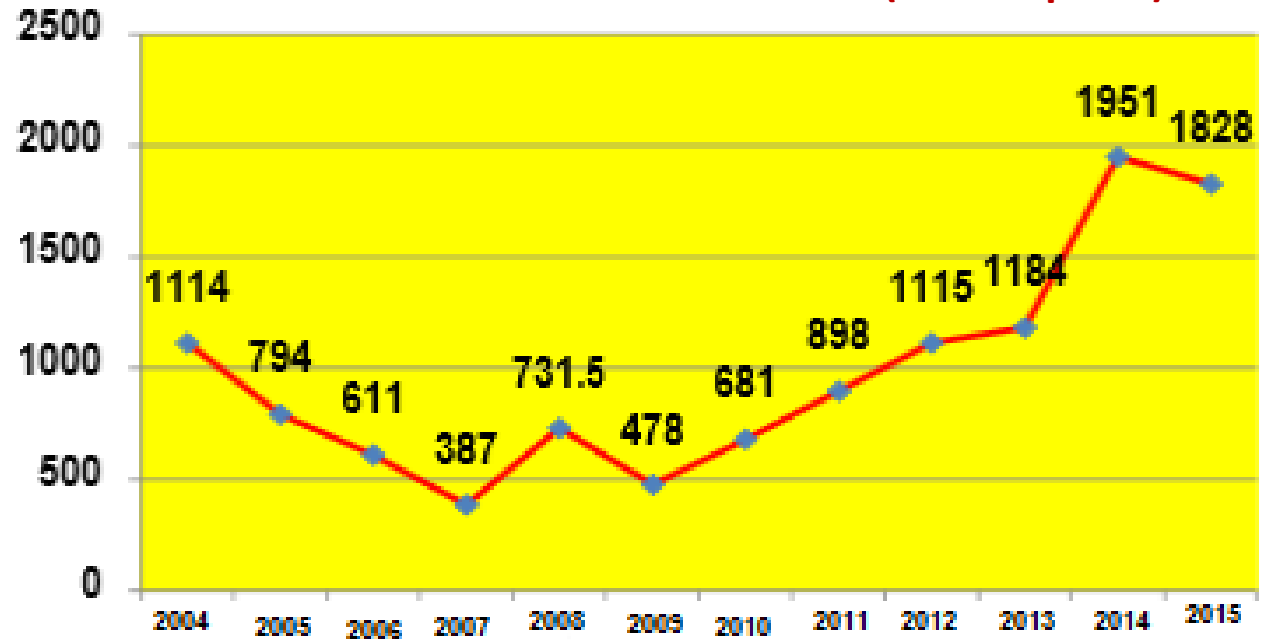


## Total Fisheries Production of I.R.Iran 2005-2015

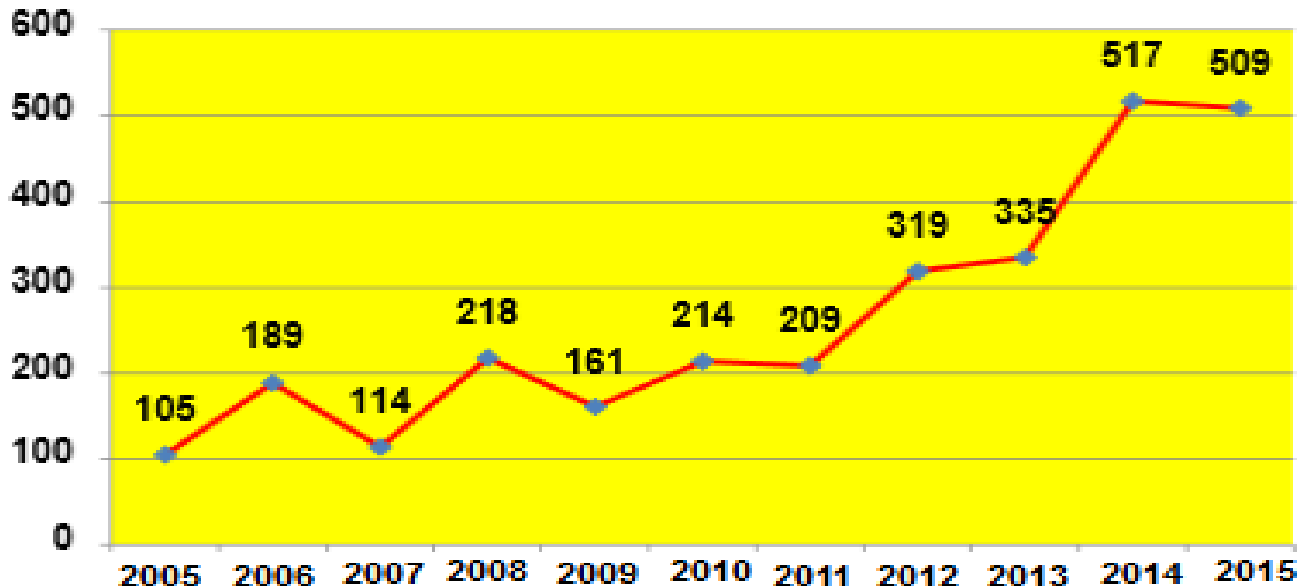




### Post Larvae Production 2004-2015 (million piece)

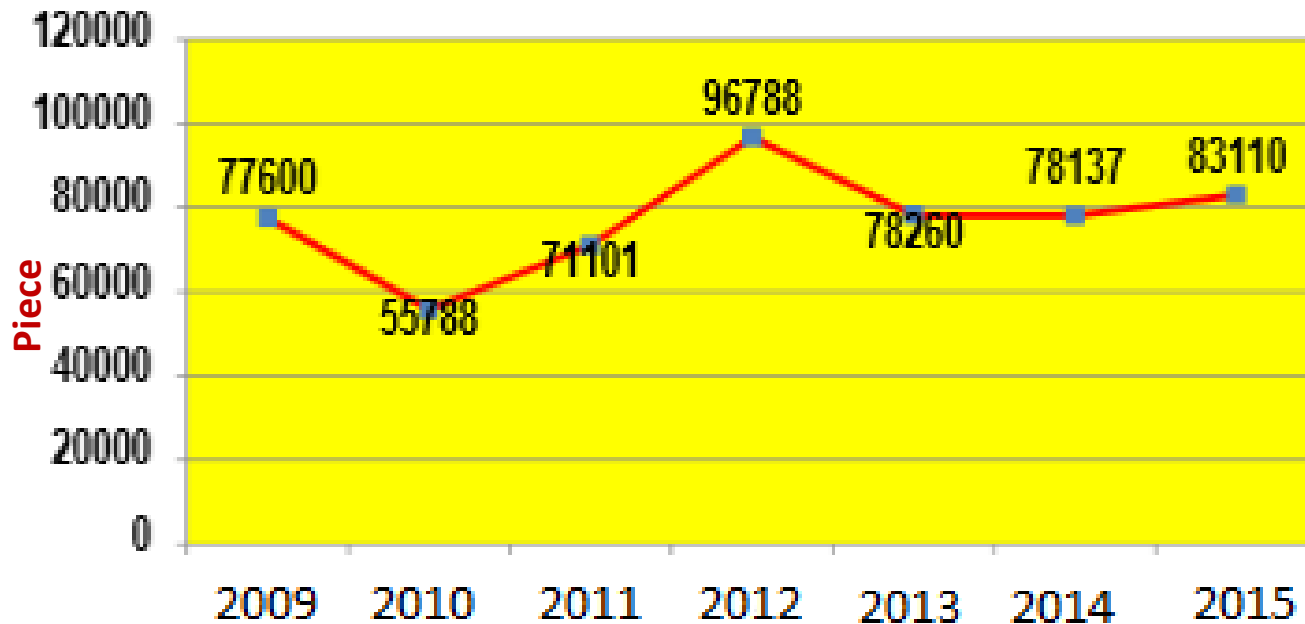



### The number of shrimp farms 2005-2015



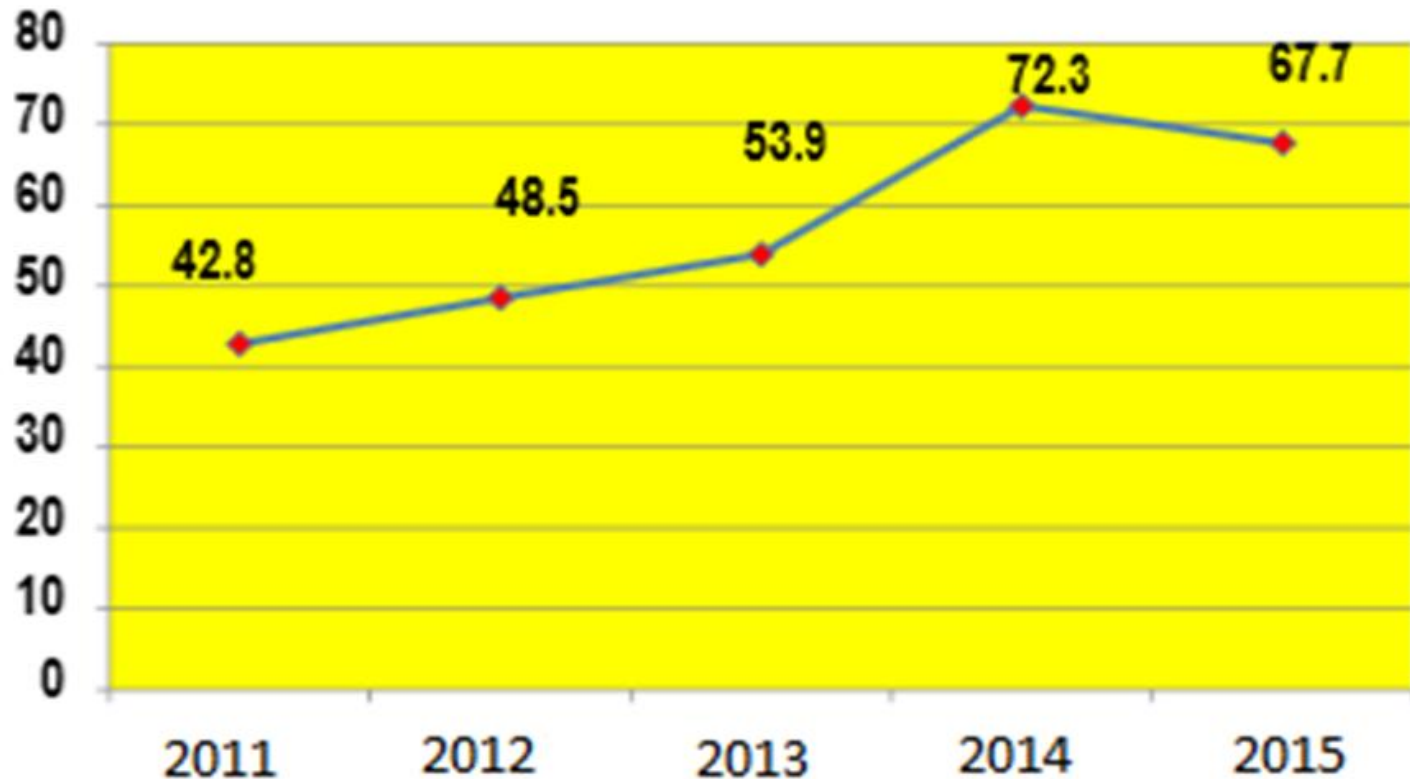


## Post Larvae Production by each broodstock






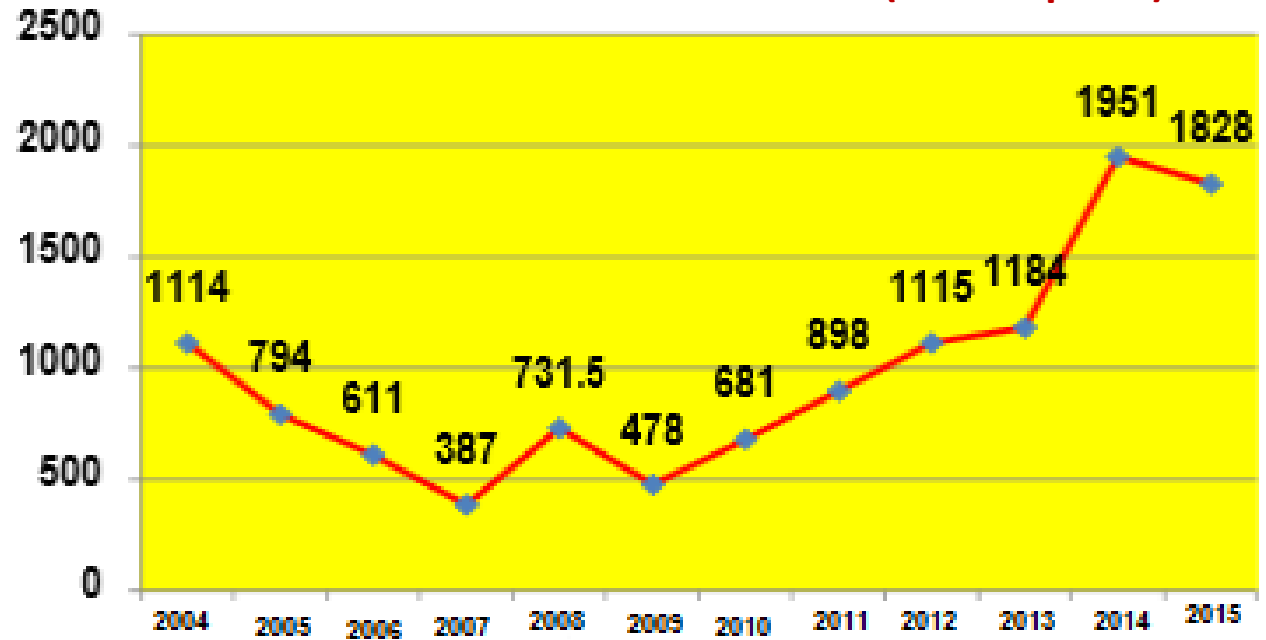
# Shrimp Post Larvae Production Per each hatcheries



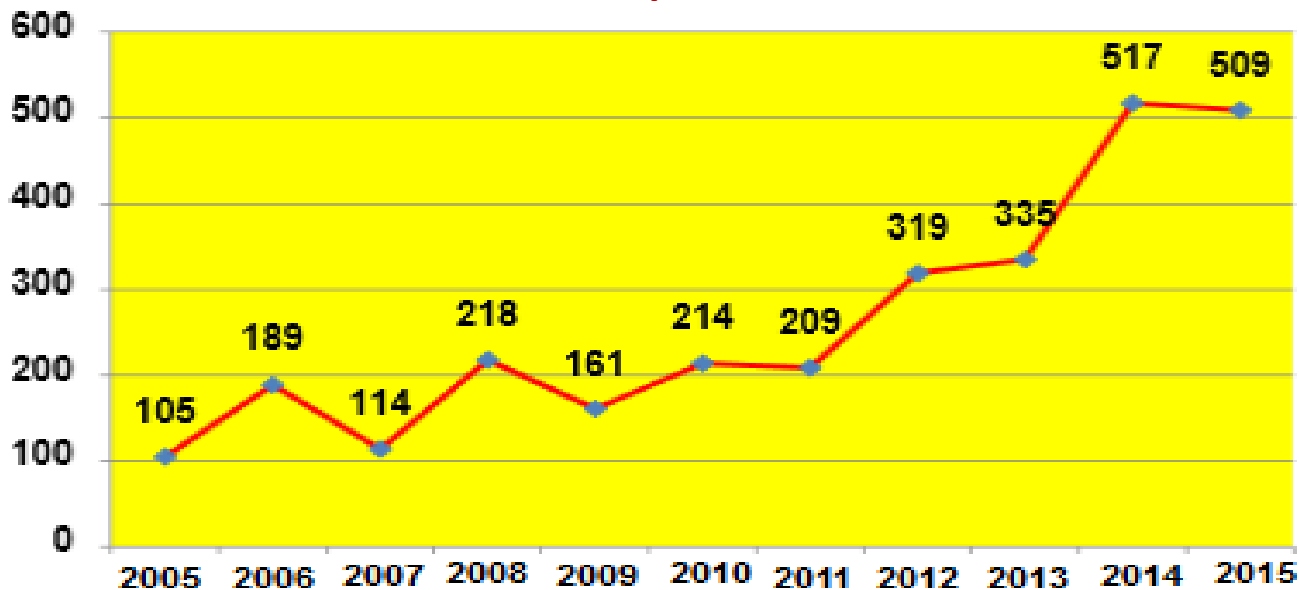
1000000 pieces




**Post Larvae Production 2004-2015 (million piece)**

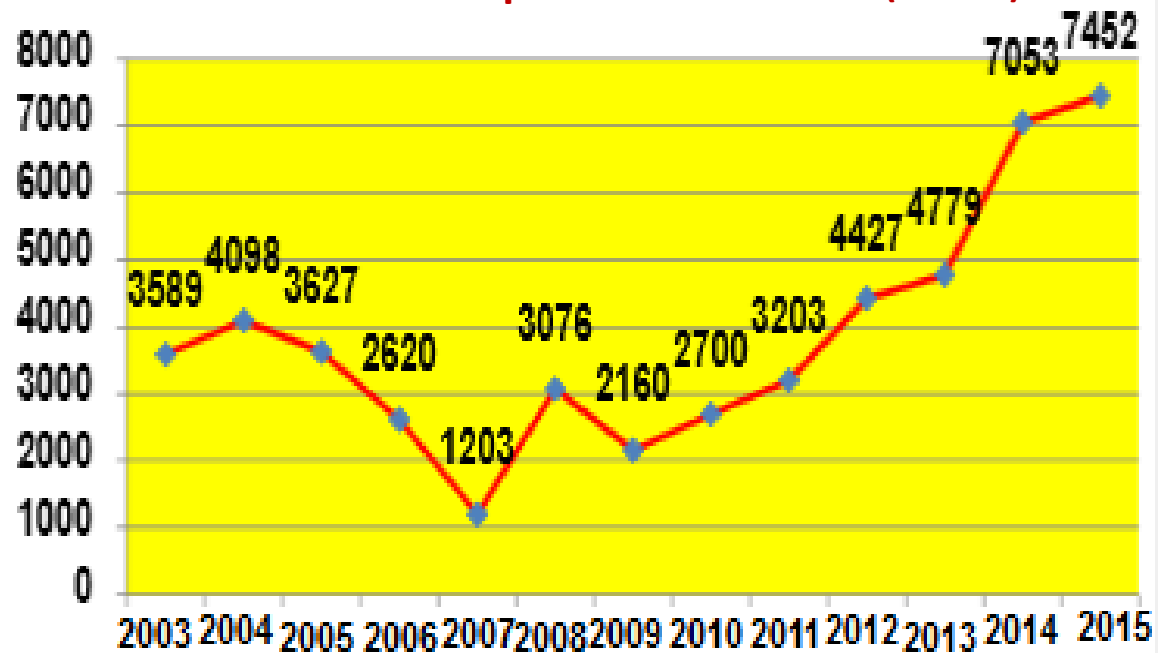


**The number of shrimp farms 2005-2015**

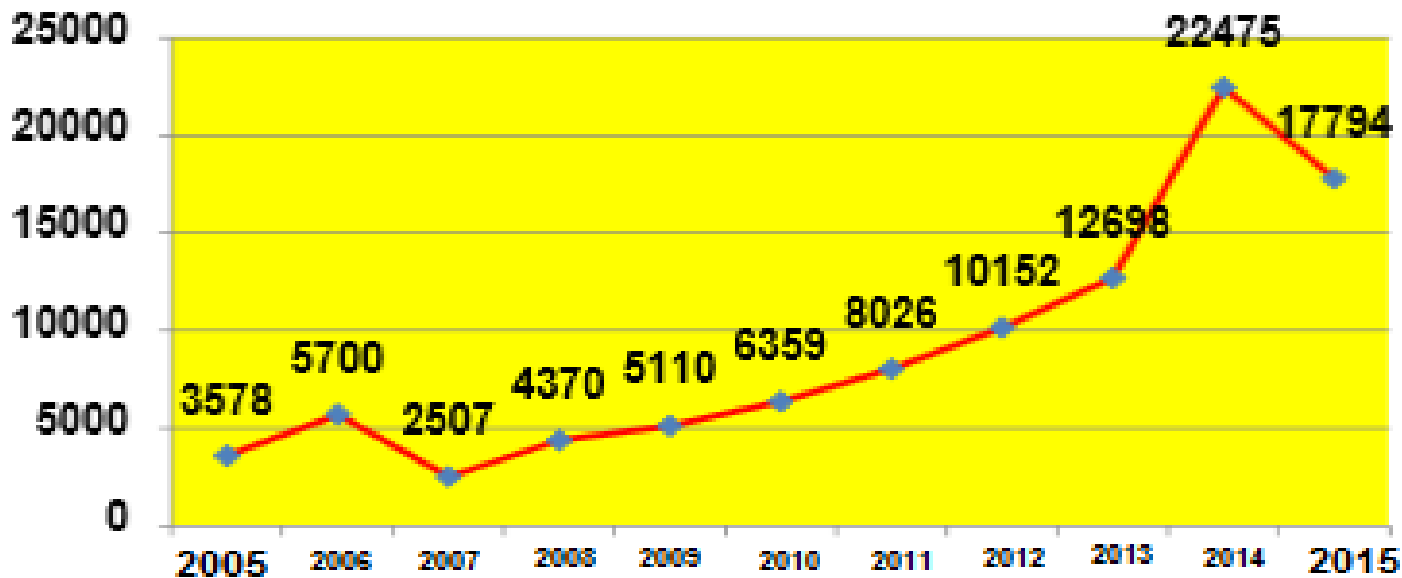




**Total area of shrimp farms 2003-2015 (hectar)**



**Total of shrimp production (MT) 2005-2015**





## Export Statistics of Shrimp in Last 5 Years

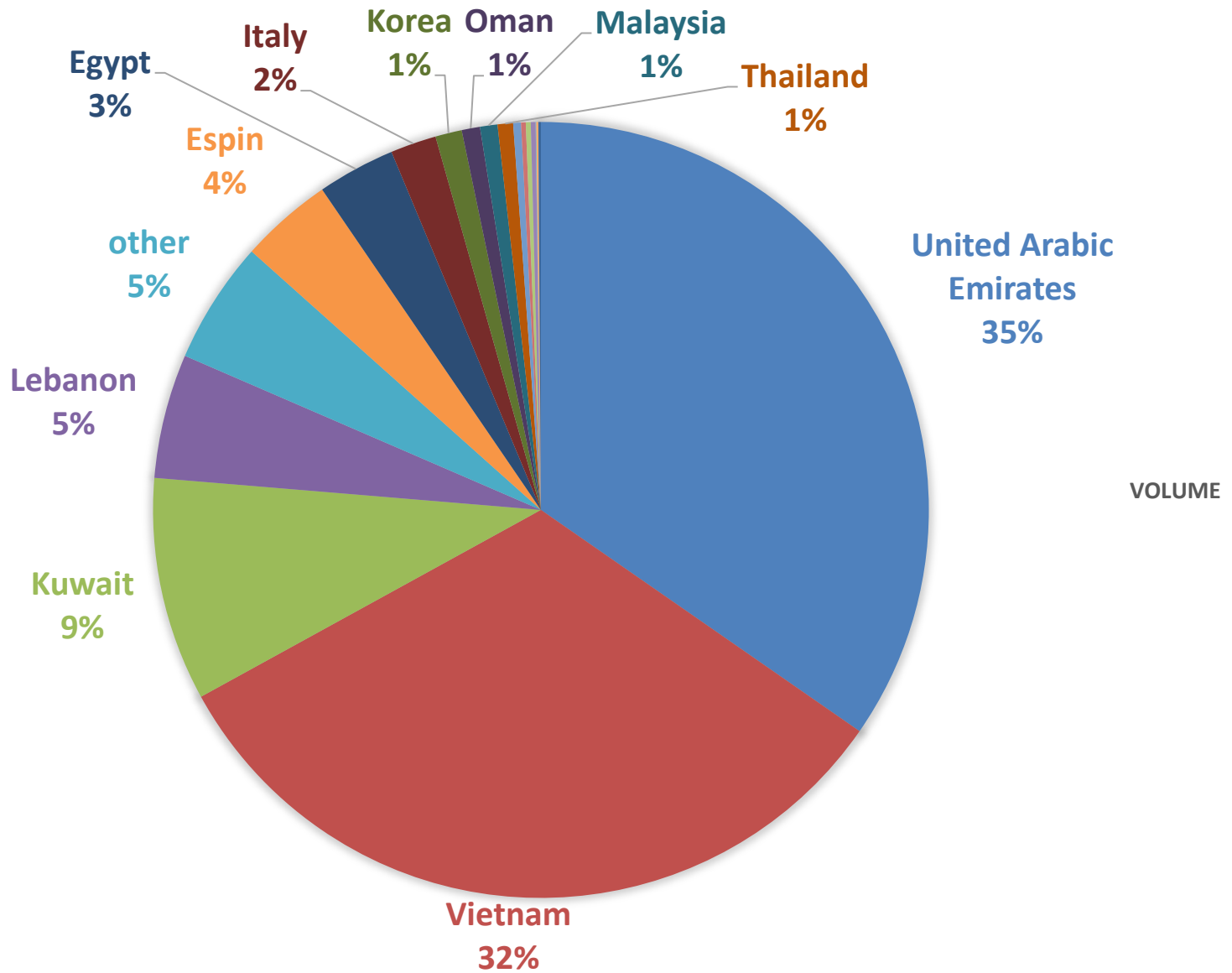
Country	value/ Us-1000\$	volume/(Mt)
United Arabic Emirates	56695	12805
Vietnam	52538	11950
Kuwait	15659	3441
Lebanon	9181	1914
Espain	6176	1425
Egypt	5903	1198
Italy	3294	707
S. Korea	1622	408
Oman	1326	281
Malaysia	1123	269
Thailand	1072	238
Mexico	437	120
Philippines	338	72
Portugal	330	76
Greece	309	73
Qatar	211	10
tyrkey	138	30
Armenia	55	40
others	9549	1886
total	165960	37592

Saudi Arabia
Bahrain
Iraq
England
Ukraine
Belgium
France





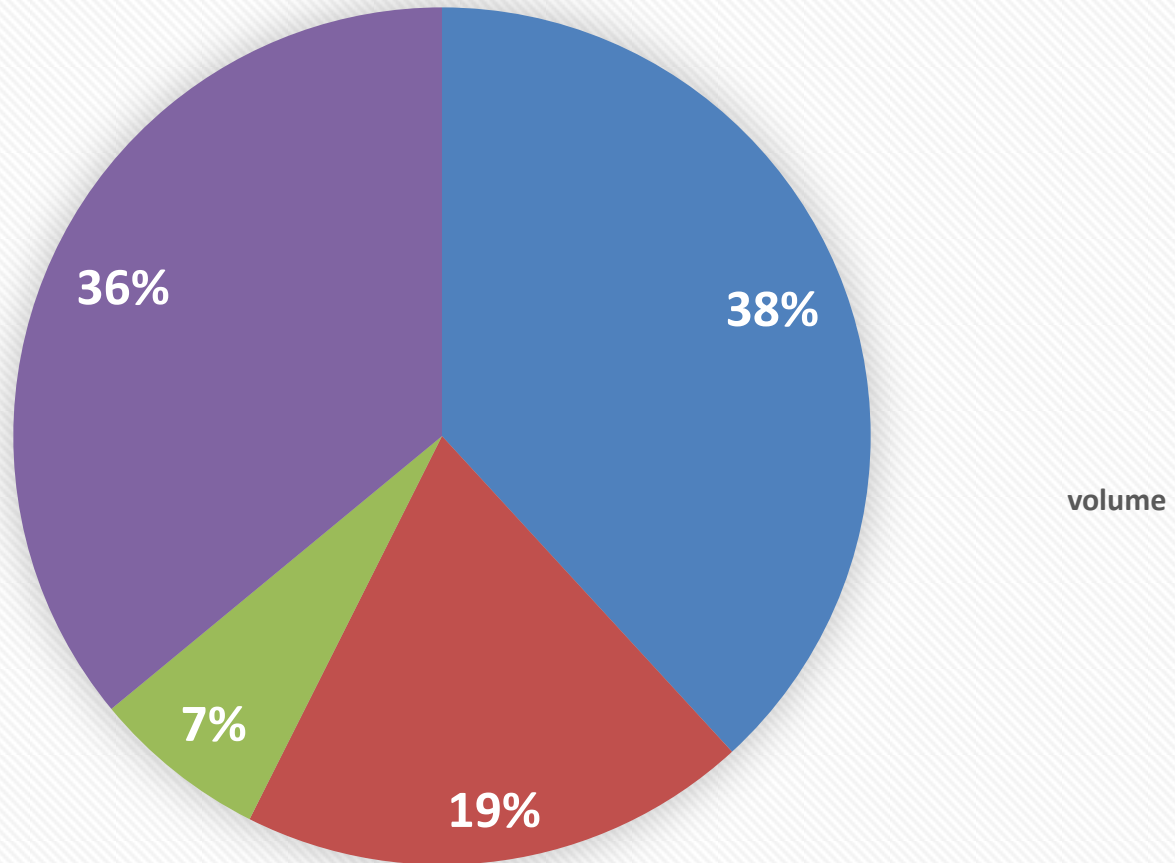
## Export Statistics of Shrimp in Last 5 Years





## Export Statistics of Shrimp in Last 5 Years

Based on regions



■ South East Asia

■ Arabian Countries

■ Europe

■ United Arab Emirates



## Comparing shrimp exports 2014 - 2015

	value/ Us-1000\$	volume/(Mt)
2014	50591	11610
2015	55915	12830





## Kind of fisheries Products

		2015		2014	
Row	Kind of fisheries Products	value/ Us-1000\$	volum/ (MT)	value/ Us-1000\$	volum/ (MT)
1	fish	260268	63480	232640	55247
2	Shrimp	55915	12830	50318	11610
3	Tuna	2290	851	430	187
4	Canned	5489	1334	11741	2374
5	Aquatic feed	3104	3134	1966	2046
6	Caviar	1703	1	706	8/0
7	Fish meal	295	461	0/3	0
8	Fish food	774	35	655	33
9	Other Kind of trout fish & eyed eggs	592	130	989	180
10	Trout for breeding	27	5	142	31
<b>Total</b>		<b>330457</b>	<b>82354</b>	<b>300092</b>	<b>71793</b>

945 :squid      3554: Trout      26255 :Cutlassfish      29358 :Carp      \*2015

3900 :squid      4890: Trout      16900 :Cutlassfish      25535 :Carp      \*2014





## Shrimp export to Europe, America & Australia

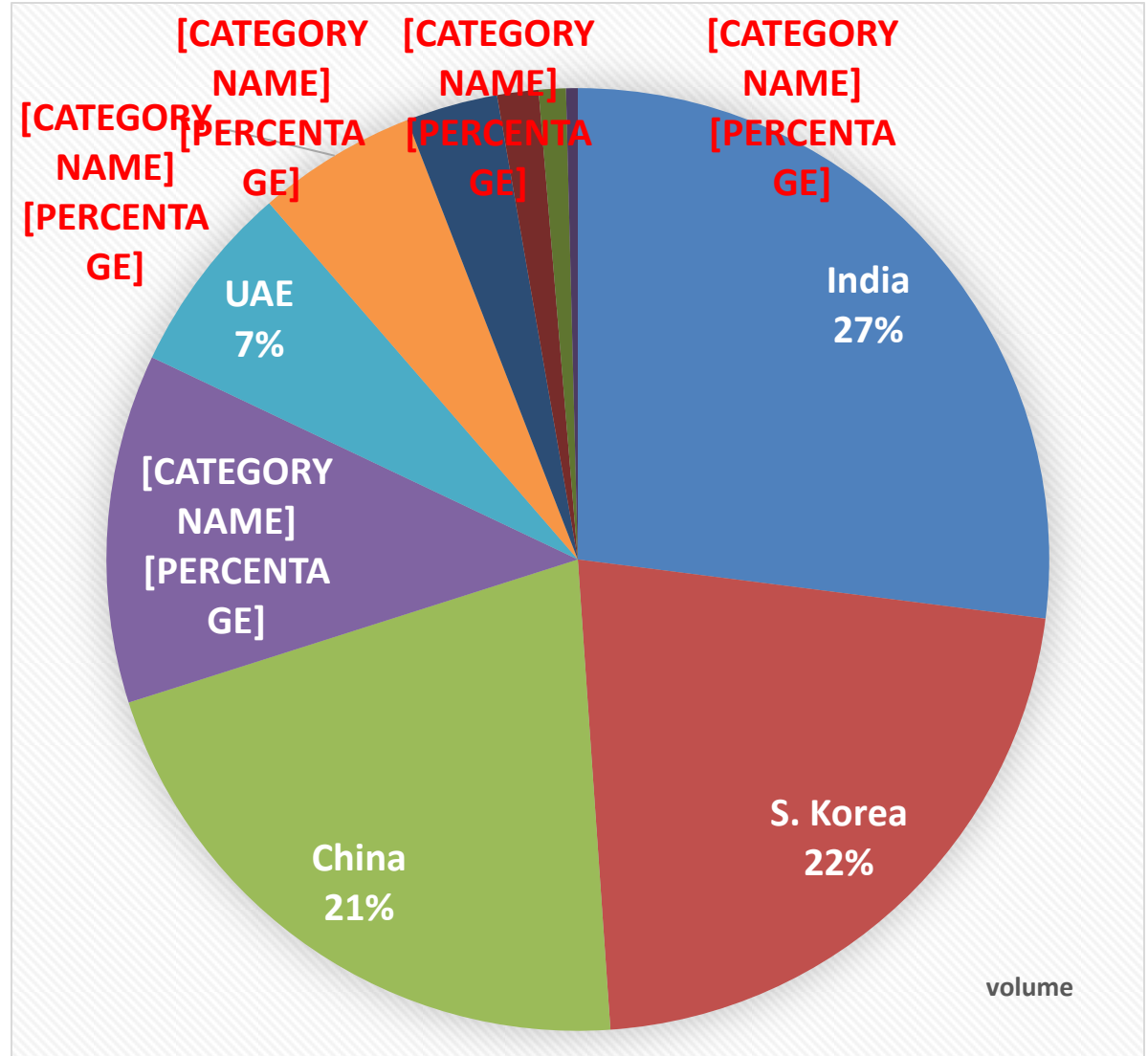


	<b>2011</b>	<b>2012</b>	<b>2013</b>	<b>2014</b>	<b>2015</b>
<b>Value/ Us\$</b>	<b>2037</b>	<b>893</b>	<b>646</b>	<b>1644</b>	<b>861</b>
<b>Volume/(Mt)</b>	<b>630.2</b>	<b>233.7</b>	<b>200.9</b>	<b>735.5</b>	<b>2986</b>



## Seafood Import in last 3 years

Country	value/ Us- 1000\$	volume/ (Mt)
India	74422	36052
S. Korea	56830	29231
China	88972	28296
Newzealand	26224	15972
UAE	24614	8795
Indonesia	15372	7296
Taiwan	6085	4203
Thailand	5611	1891
France	7024	1240
Norway	3575	535
<b>Total</b>	<b>308729</b>	<b>133511</b>





**Due to very clear policy of Islamic Republic of Iran government in supporting the all kind of aquaculture and export promotion, exporting of all different kinds of marine and cultured spices have been authorized.**



**We, the Iranian fisheries exporters Association (IFEA) of Iran, as a headquarter, render its appreciation in extending the trade relation with foreign companies for distribution of marine products activities:**

- **Production of marine & inland fisheries products; especially shrimp farming.**



- **Extending the existing shrimp farms and product methods , processing plants and erecting new factories for production and processing plants in South and North of country**



- **Establishing new plants for value added products**

**Marketing and distributing finished product in global markets**

**Thank you**

