


First Friends 1

Numbers Book

Naomi Moir



OXFORD

First Friends

1

Numbers Book



Naomi Moir

OXFORD
UNIVERSITY PRESS

Level 1 Scope and sequence



Topic	Structure	Vocabulary	Letters and phonics	Numbers	Songs and chants
1 Me	I'm... Hello Bye How are you? I'm fine, thank you. Clap Stand up Sit down Point to	Adam Baz Jig Pat Tess	Aa Adam, apple Bb Baz, bird		Lesson 2: Hello, how are you? Lesson 3: Letter song Lesson 4: Point to Jig Lesson 5: Letter song
2 My classroom	What's this? It's a...	bin board chair door picture table window	Cc cat, coat Dd date, dog	1–2	Lesson 3: Letter song Lesson 4: Count one and two Lesson 5: Letter song
3 My toys	This is my... This is your...	ball balloon boat car doll robot teddy bear	Ee egg, elephant Ff fan, fig	3–4	Lesson 3: Letter song Lesson 4: One, two, three, four Lesson 5: Letter song Lesson 6: Time for fun
4 My things	How many? Plurals How old are you?	bag book lunch box pencil pencil box rubber water bottle	Gg girl, give Hh hand, horse	5	Lesson 2: How old are you? Lesson 3: Letter song Lesson 4: Doll and teddy bear Lesson 5: Letter song
5 My colours	It's + colour (green).	circle rectangle square triangle blue green orange red yellow	Ii iguana, insect Jj Jig, jump Kk kick, kite	6–7	Lesson 3: Letter song Lesson 4: Hungry iguana Lesson 5: Letter song

Topic	Structure	Vocabulary	Letters and phonics	Numbers	Songs and chants
6 My farm	Is it a...? Is it (red)? Yes, it is. / No, it isn't.	butterfly donkey duck field flower goat sun	Ll lemon, lion Mm mango, moon Nn nose, nut	8-9	Lesson 3: Letter song Lesson 4: Animal song Lesson 5: Letter song
7 My clothes	What colour is it? It's... What colour are they? They're...	jumper shirt shoes shorts skirt socks trousers	Oo octopus, ostrich Pp Pat, pink Oq queen, quiet	10	Lesson 3: Letter song Lesson 4: Ten birds, here with me Lesson 5: Letter song
8 My body	I've got...	arms ears eyes feet fingers head legs	Rr rabbit, run Ss seesaw, sing Tt Tess, toes		Lesson 3: Letter song Lesson 4: I've got ten fingers Lesson 5: Letter song
9 My family	He / She is... They are...	baby brother dad grandma grandpa mum sister	Uu umbrella, up Vv van, volcano Ww walk, water		Lesson 3: Letter song Lesson 4: Come and meet my family Lesson 5: Letter song
10 My food	I like... / I don't like...	banana biscuit carrot orange sandwich sweet tomato	Xx box, fox Yy yo-yo, yogurt Zz zebra, zero		Lesson 3: Letter song Lesson 4: Alphabet song Lesson 5: Letter song



1 Me

Lesson 1

1 Draw and colour.



1 Look and match.

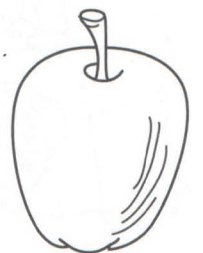

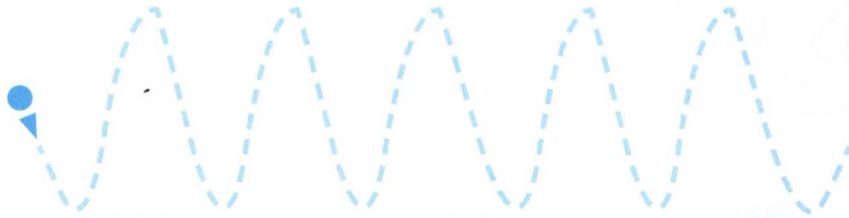




2 Look and match.

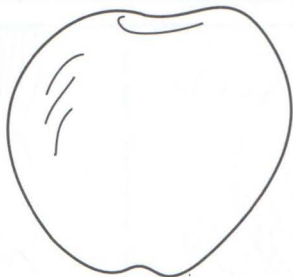

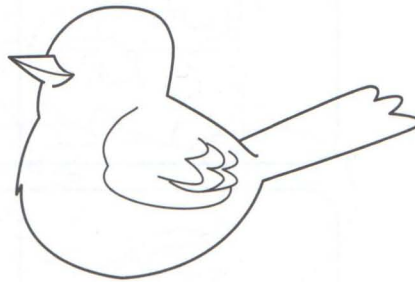






Lesson 3

1 Look and match.






1 Find and draw.



Lesson 5

1 Find and circle.



1 Colour Baz and Jig.



2 Colour Tess and Pat.




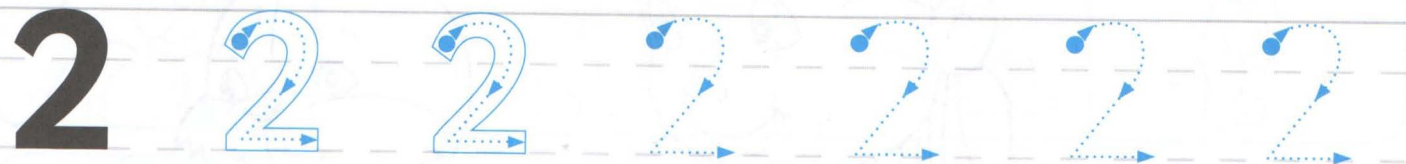
2 My classroom

Lesson 1






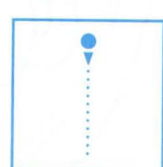


1 Trace and count. Write.



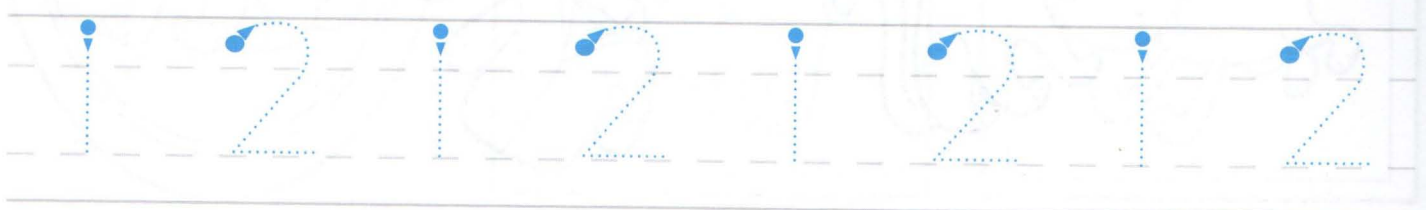
2 Trace and count. Write.



1 Count and trace.



2 Trace.






Lesson 3



1 Count and match.



1 Find and colour the picture with 1 dog.



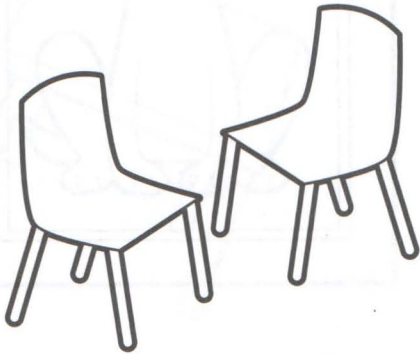


2 Find and colour the picture with 2 cats.









Lesson 5

1 Look and match.



1 Look, count and circle.




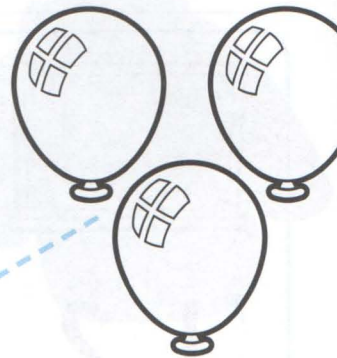
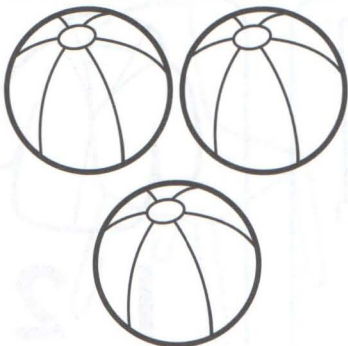
3 My toys

Lesson 1

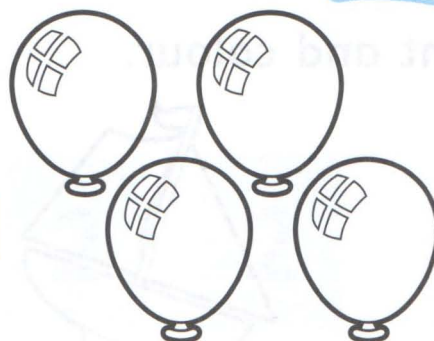
1 Trace and count. Write.



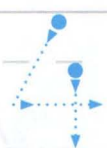
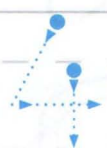
2 Count and match.



1 Trace and count. Write.



4




2 Count and circle.




1 2 3 4



1 2 3 4



1 2 3 4



1 2 3 4



1 2 3 4

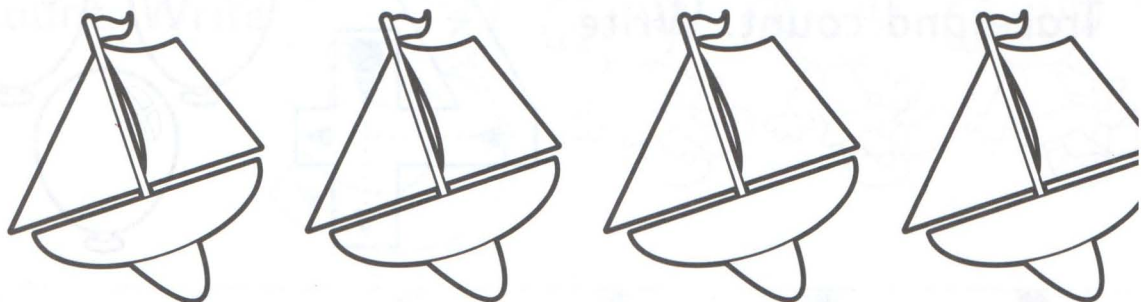


1 2 3 4


Lesson 3

1 Count and colour.


1



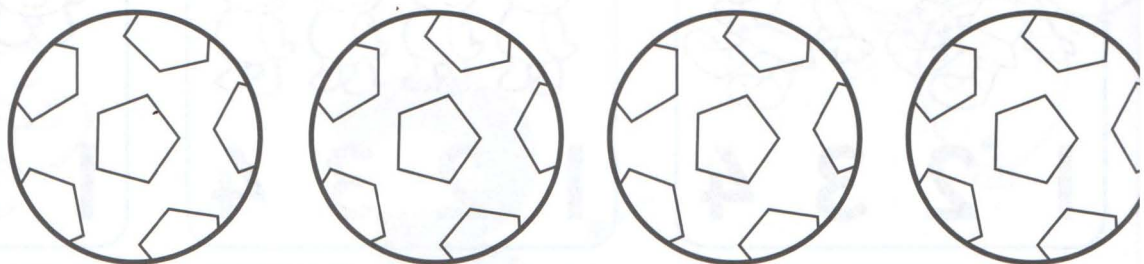
2




3



4



2 Trace.



1 Follow the numbers.

2

2

2

a

2

2

b

2

2

2

c

2

3

3

3

d

3

3

e

3

3

3

f

3

4

a

4

4

4

b

4

4

c

4



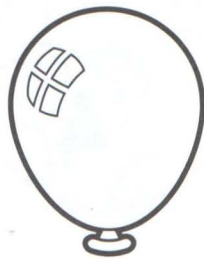


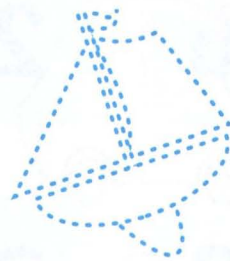





4

4

Lesson 5

1 Draw, count and write.

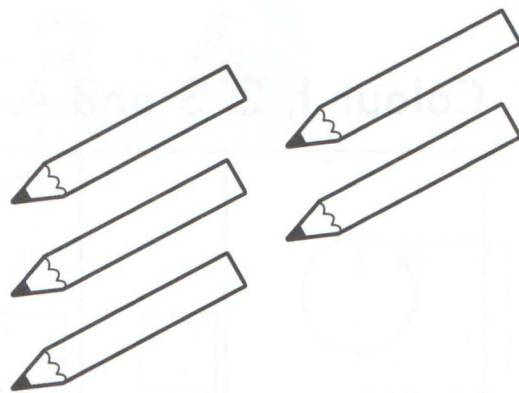
1 2 3 4



4 My things

Lesson 1

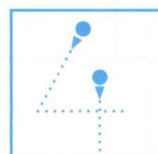
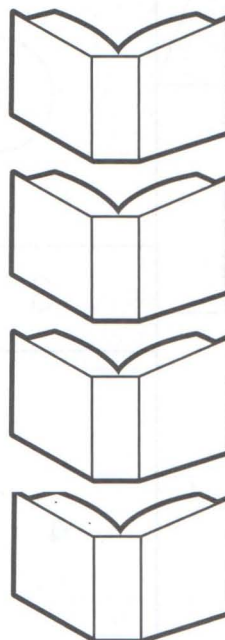
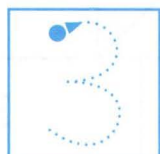
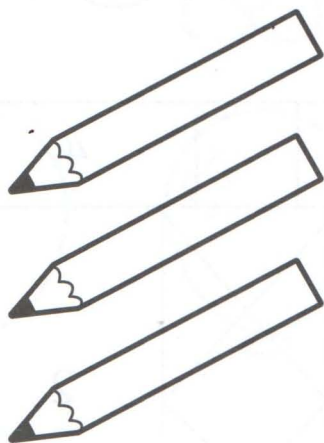

1 Trace and count. Write.



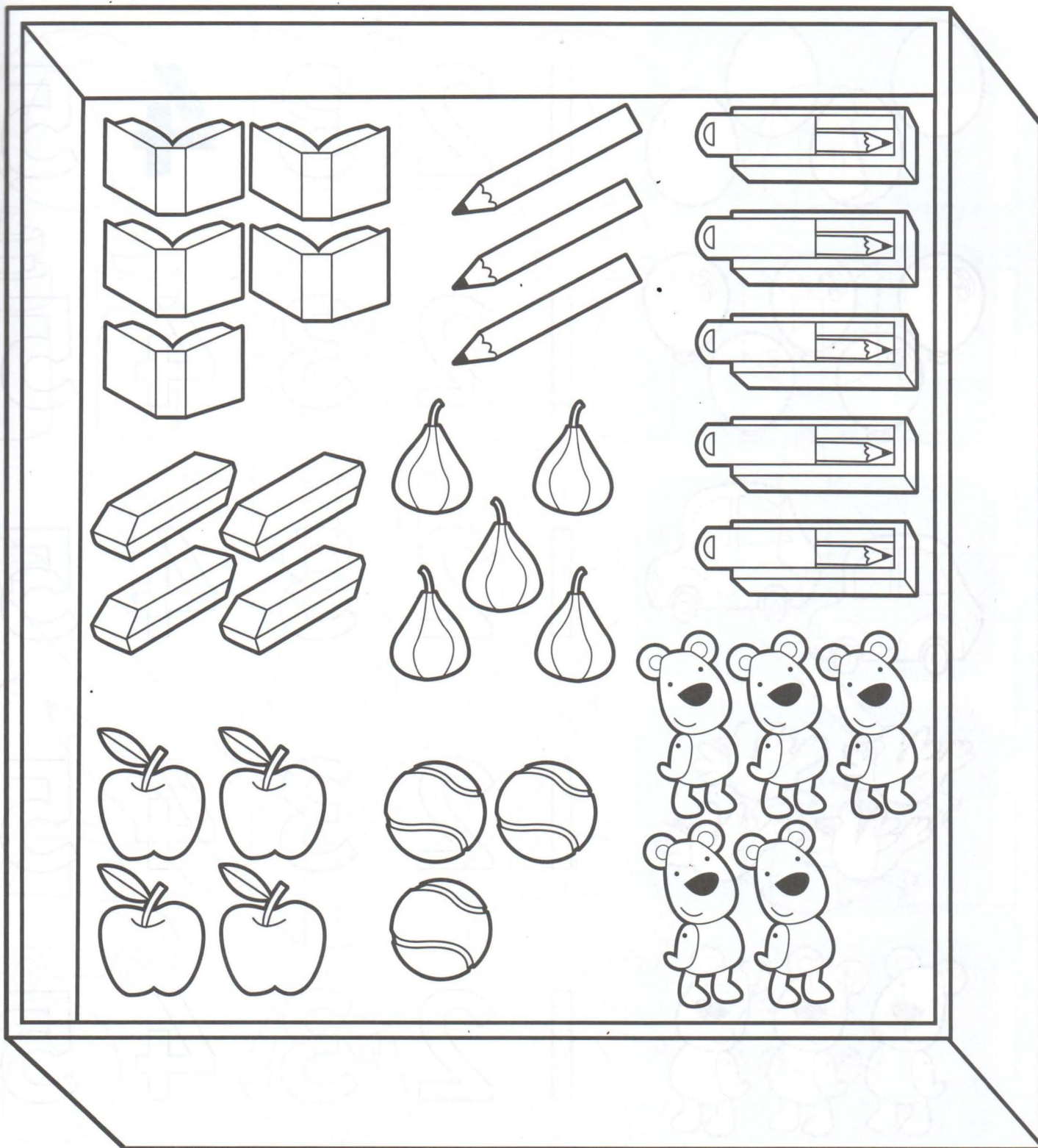
5



2 Count and trace.




1 Count and circle groups of 5.

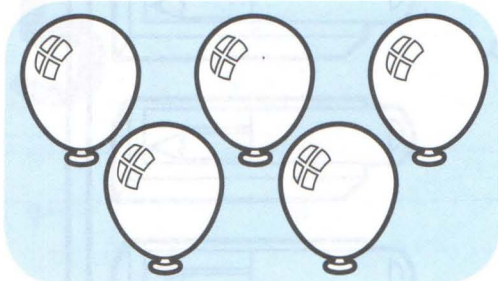


Lesson 3


1 Count and colour the number.



1 2 3 4 5




1 2 3 4 5



1 2 3 4 5

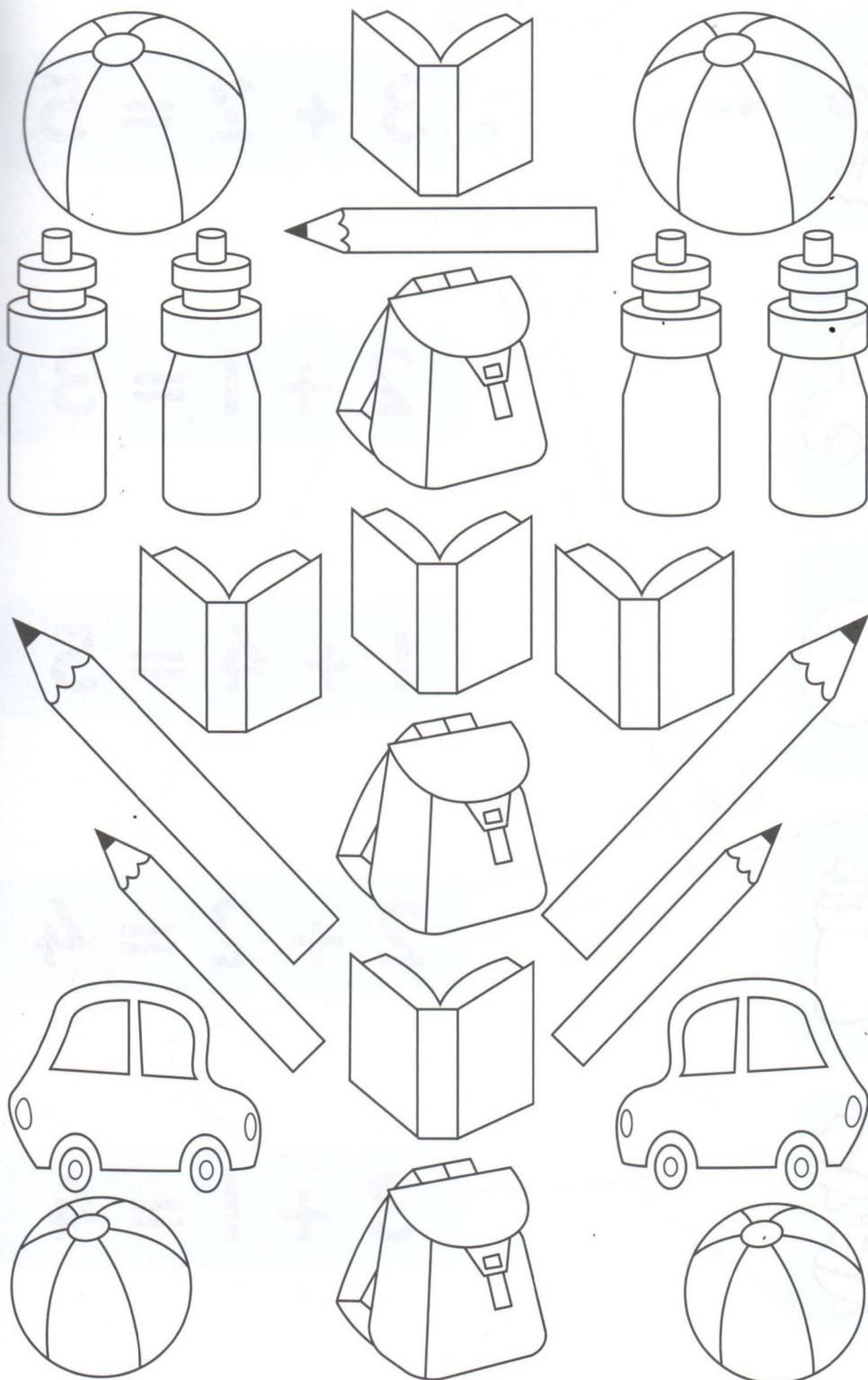








1 2 3 4 5



1 2 3 4 5


1 Look, count and write.




	<input type="text" value="3"/>
	<input type="text"/>
	<input type="text"/>
	<input type="text"/>
	<input type="text"/>
	<input type="text"/>

Lesson 5

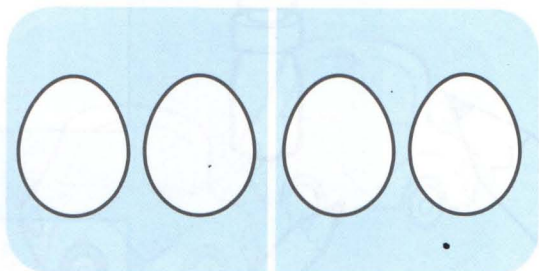
1 Count and match.



$$3 + 2 = 5$$




$$2 + 1 = 3$$



$$1 + 4 = 5$$

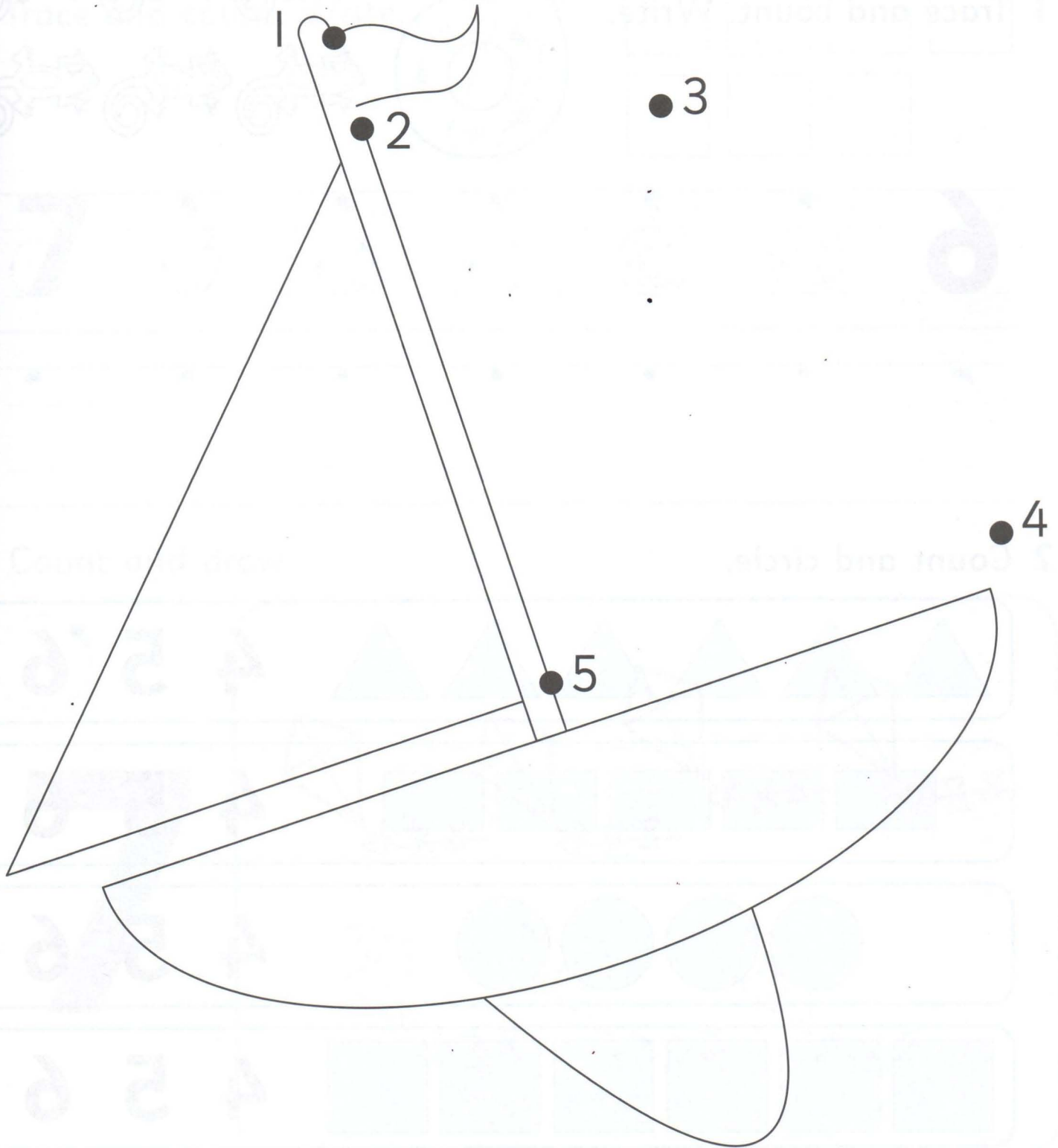


$$2 + 2 = 4$$



$$3 + 1 = 4$$

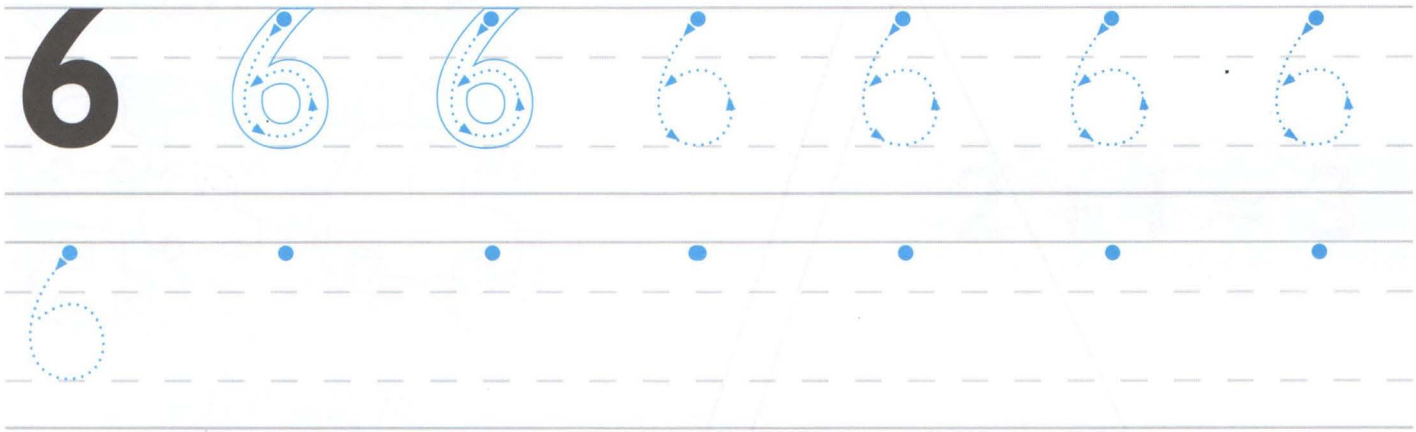

1 Join the dots. Colour.



5 My colours

Lesson 1




1 Trace and count. Write.



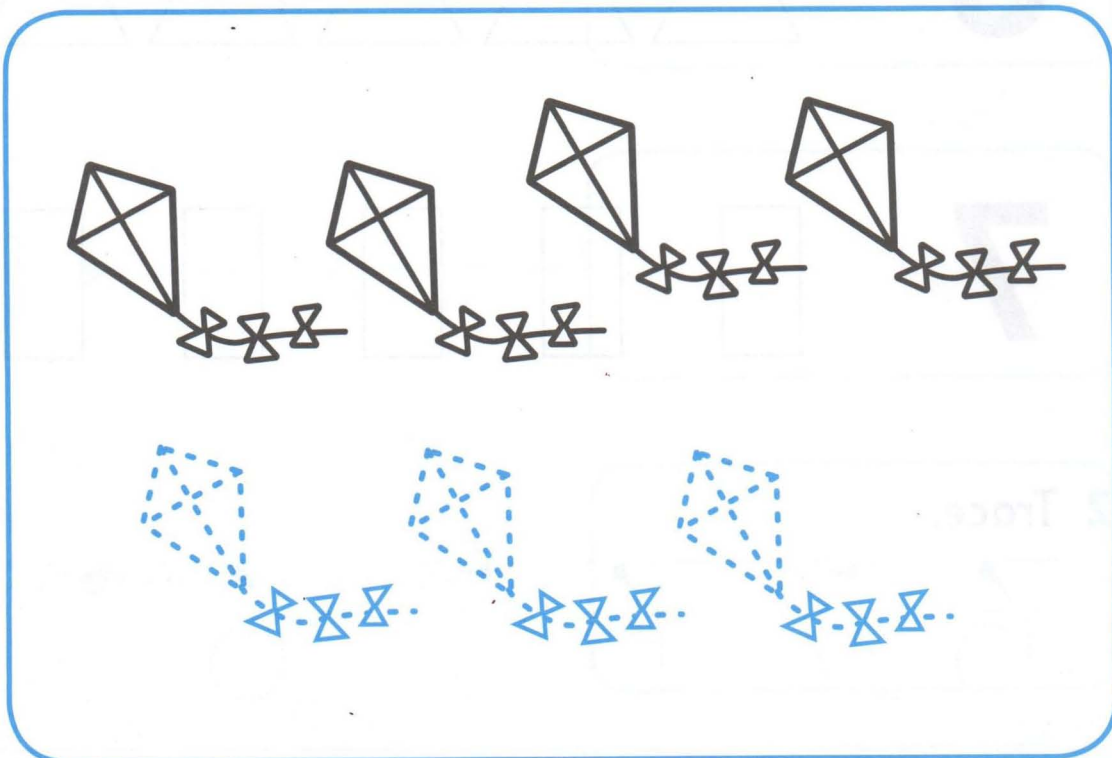
2 Count and circle.

	4 5 6
	4 5 6
	4 5 6
	4 5 6

1 Trace and count. Write.




2 Count and draw.




Lesson 3

1 Count and colour.

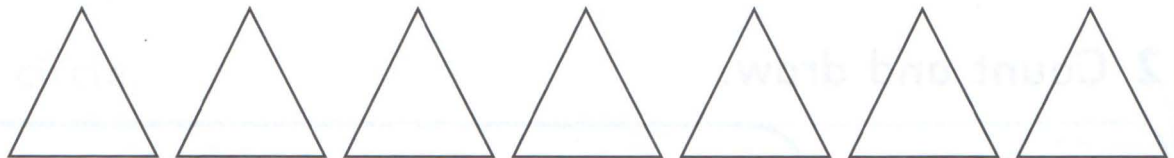
4




5



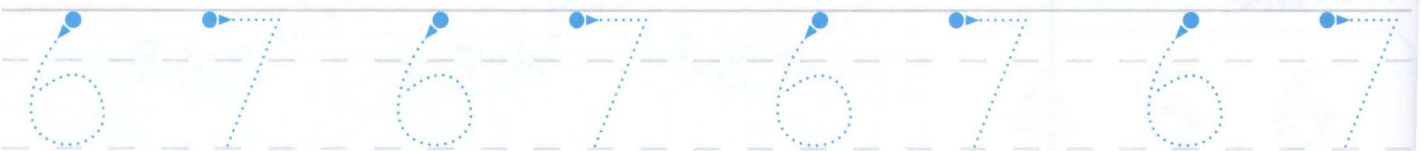
6



7




2 Trace.



1 Trace, match and draw.

Look, count and write.

3




4




5



6


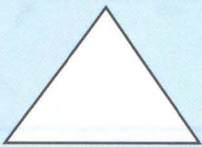





7




Lesson 5

1 Look, count and write.

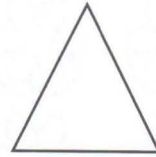


1 Colour, count and write.



orange





green



blue





yellow




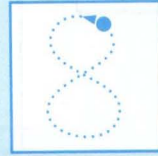


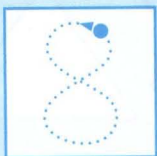

6 My farm

Lesson 1


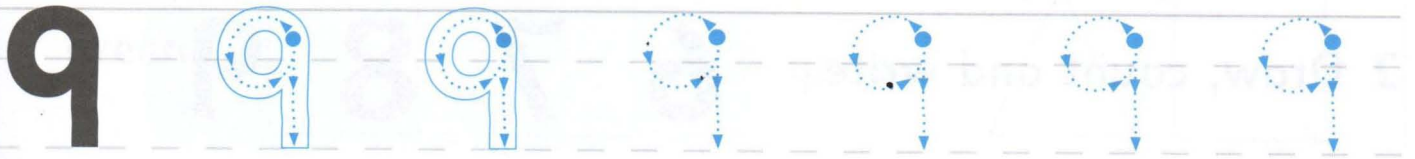


1 Trace and count. Write.



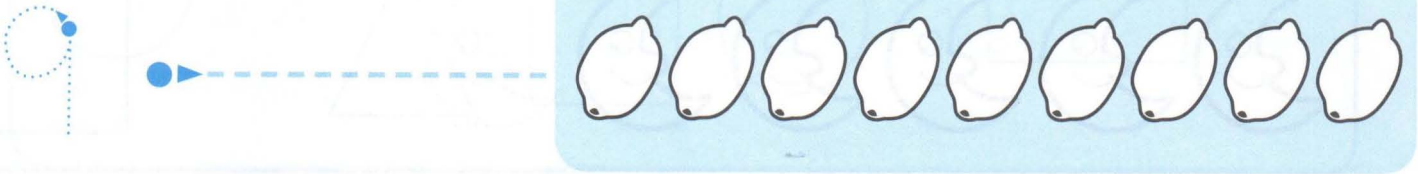


2 Count and trace.



1 Trace and count. Write.

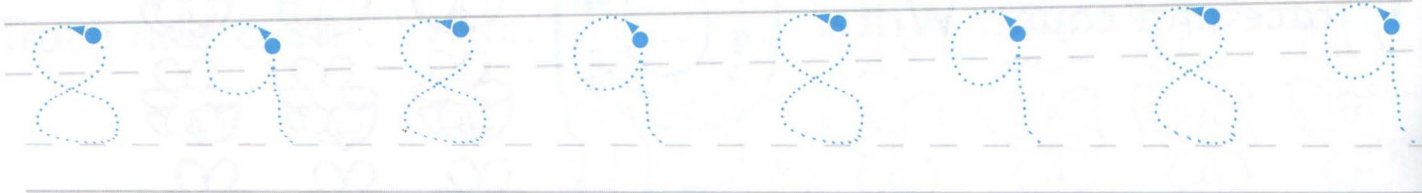


2 Trace, match and count.






Lesson 3

1 Trace.



2 Draw, count and write.

6 7 8 9




1 Colour, count and write.


blue



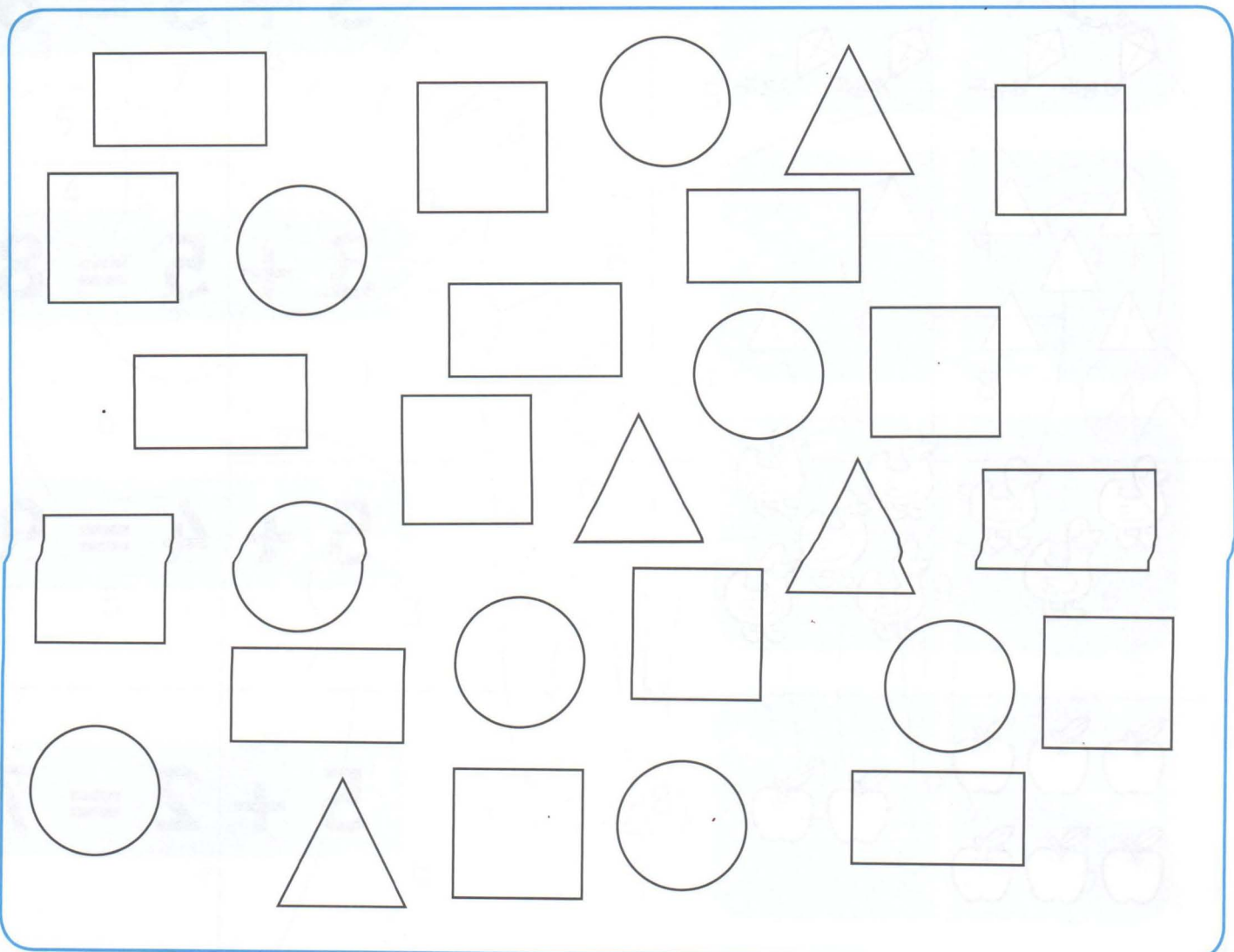
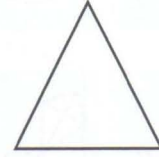
red



green

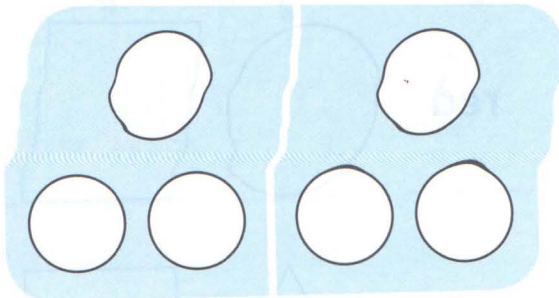


yellow




Lesson 5

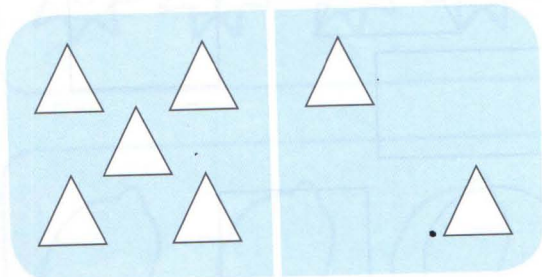
1 Count and match.




$$6 + 2 = 8$$




$$3 + 3 = 6$$



$$3 + 5 = 8$$




$$5 + 4 = 9$$



$$5 + 2 = 7$$


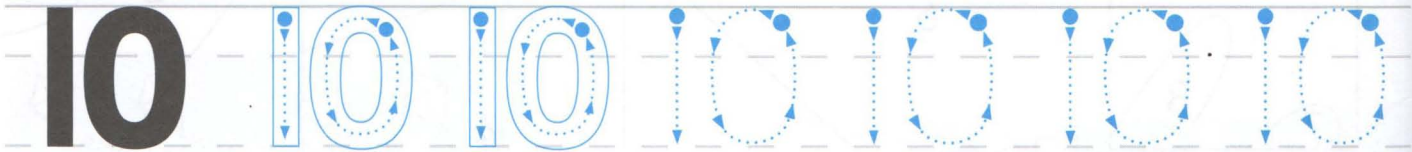
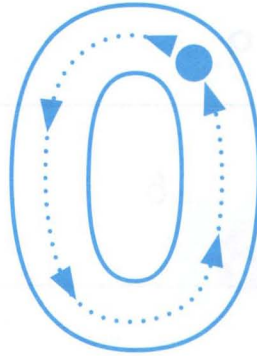
1 Colour 7, 8 and 9.



7 My clothes

Lesson 1

1 Trace and count. Write.




2 Count and draw.




10



1 Trace.



2 Write the next number.



Lesson 3


1 Follow the numbers.



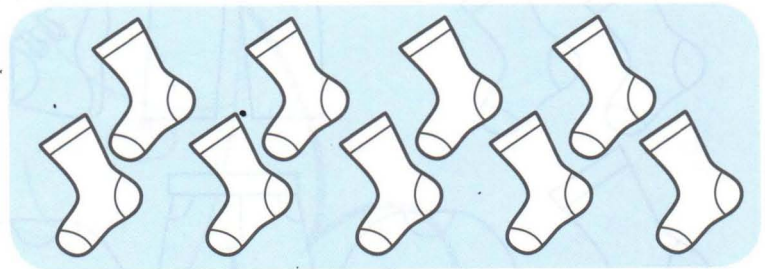
The maze consists of a series of connected paths. The path is defined by the numbers 1 through 10, which indicate the direction of travel at each junction. The path starts at the ostrich's egg, moves right (1), down (2), left (3), up (4), right (5), down (6), left (7), up (8), right (9), and finally down (10) into a circle.

1 Count and match.


6



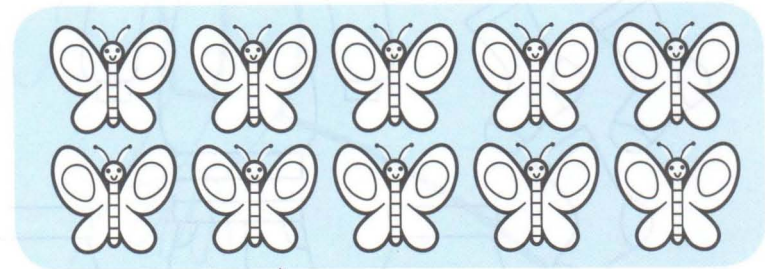
7




8



9

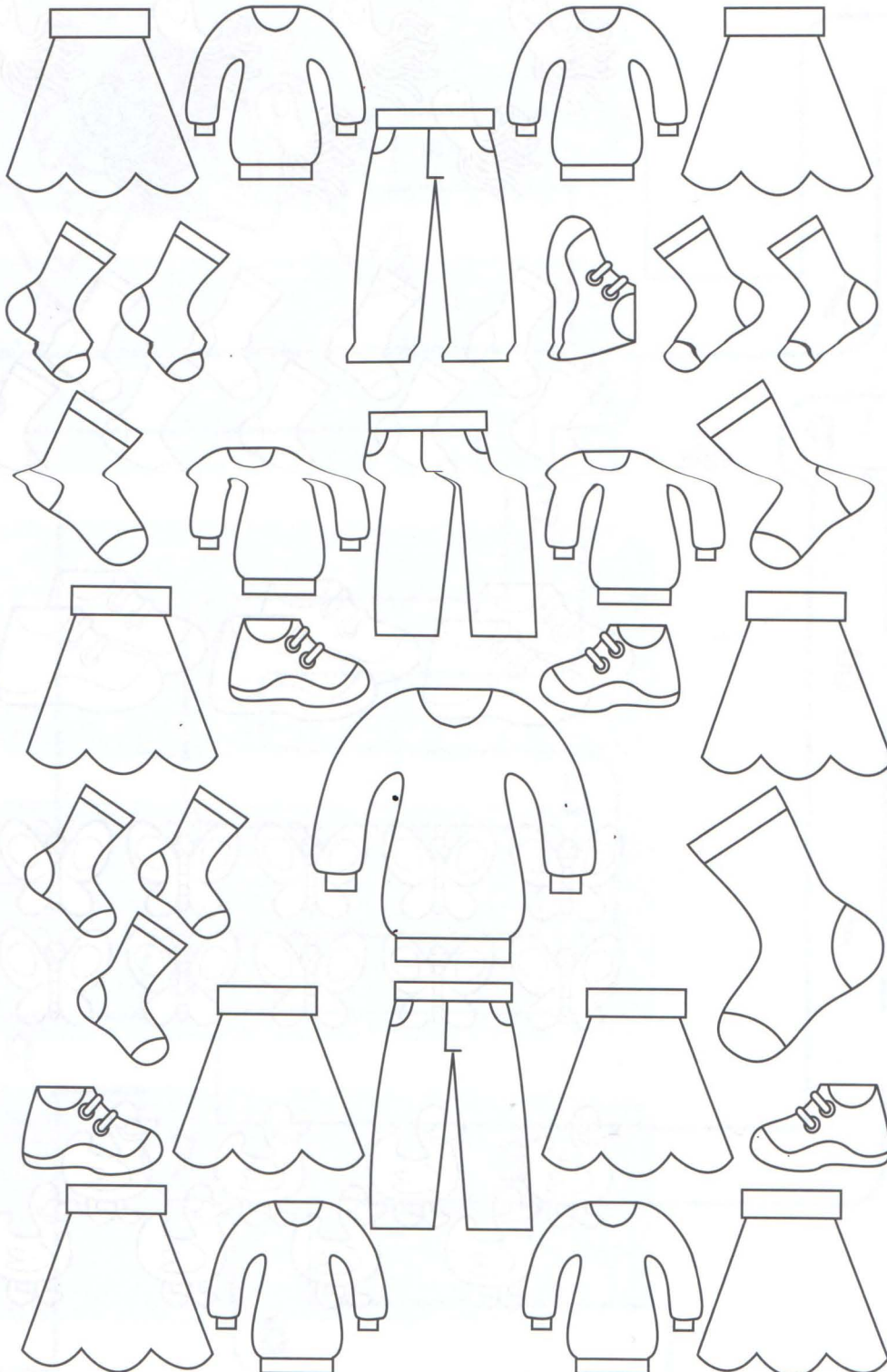


10



Lesson 5


1 Look, count and write.



Count and match.

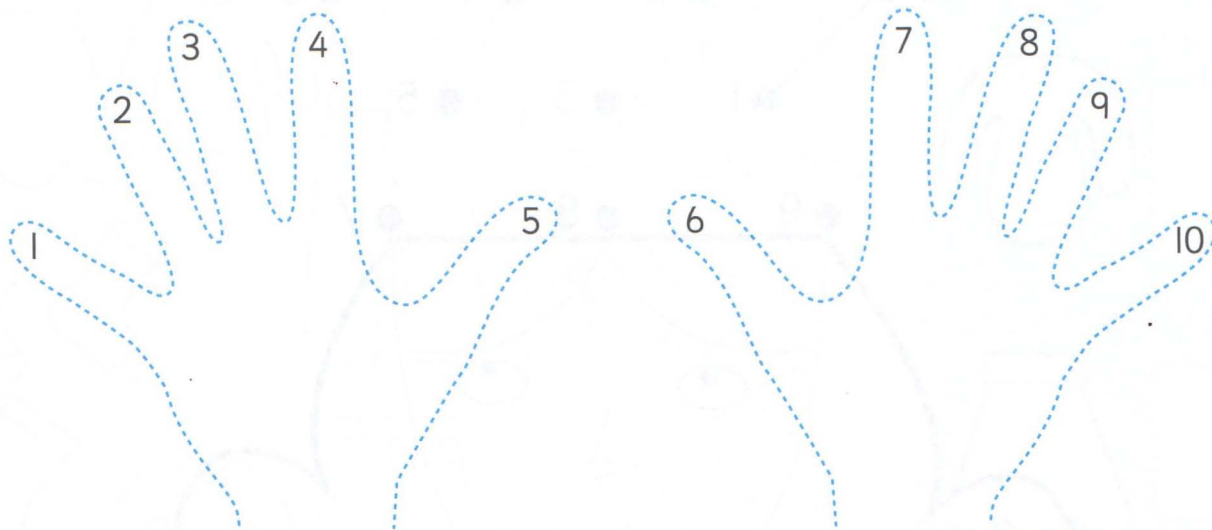
1 Join the dots. Colour.



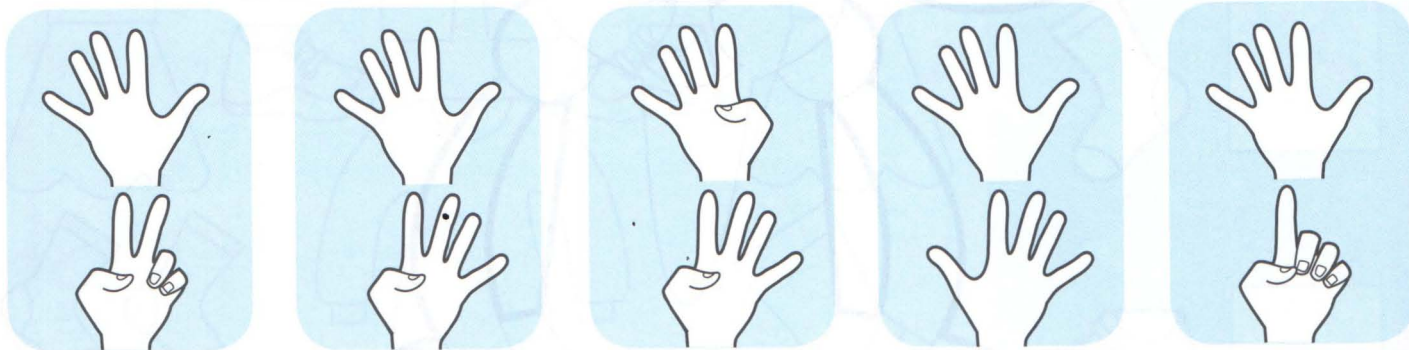
8 My body

Lesson 1

1 Draw.



2 Count and match.




6 7 8 9 10

1 Follow the numbers.



Lesson 3


1 Draw, count and write.



A box containing six rabbits. The top row has three solid rabbits. The bottom row has two solid rabbits and one dashed rabbit for tracing. To the right of the dashed rabbit is a square box containing a dashed number 6 for tracing.



A box containing eight ducks. The top row has four solid ducks. The bottom row has three solid ducks and one dashed duck for tracing. To the right of the dashed duck is an empty square box for writing the number.


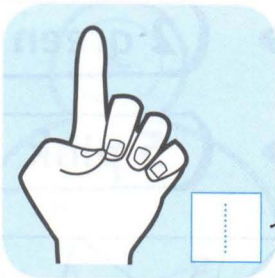



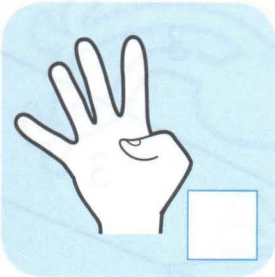
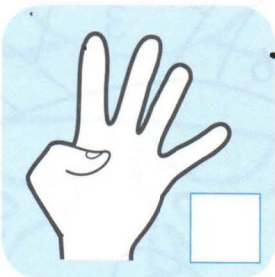

A box containing seven flowers. The top two rows each have three solid flowers. The bottom row has one dashed flower for tracing. To the right of the dashed flower is an empty square box for writing the number.





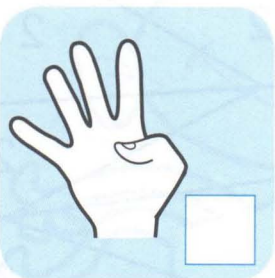
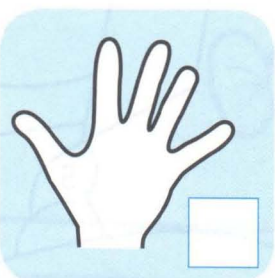

A box containing nine butterflies. The top two rows each have four solid butterflies. The bottom row has one dashed butterfly for tracing. To the right of the dashed butterfly is an empty square box for writing the number.

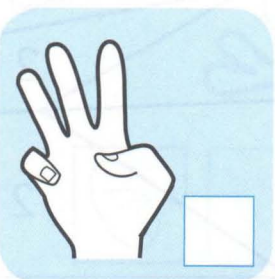
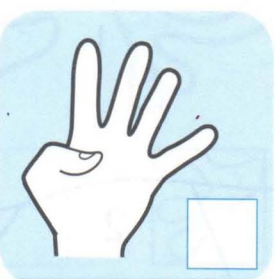

1 Count and write.


 $+$

 $=$



 $+$

 $=$




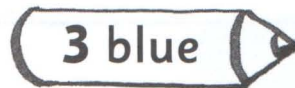
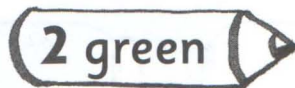
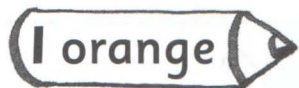

 $+$

 $=$



 $+$

 $=$







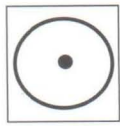


 $+$

 $=$


Lesson 5

1 Colour.





1 Look, count and write.








9 My family

Lesson 1

1 Look and match.



1 Trace, match and draw.



Lesson 3

1 Match, count and colour.

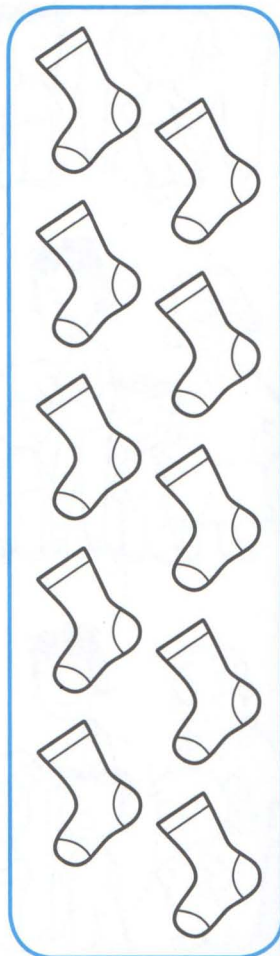
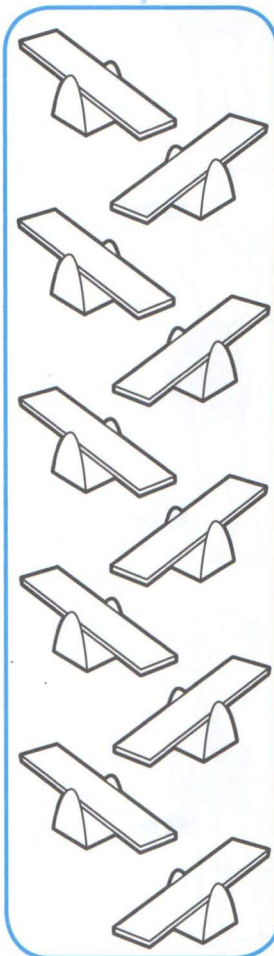


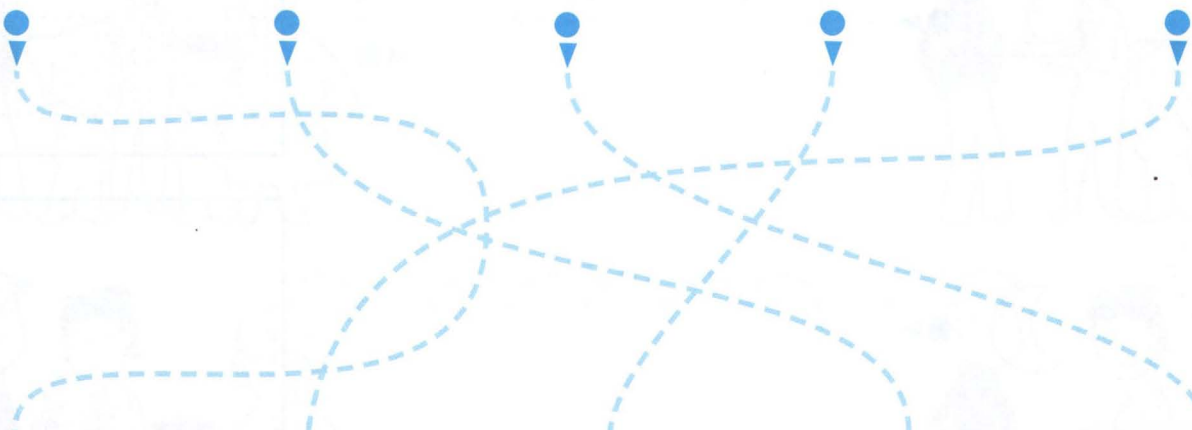
6

7

8

9


10



1 Look, count and trace.



2 Draw your family. Count and write.



Lesson 5

1 Look and write.

1	2	3	4	5
---	---	---	---	---

3	4	5		7
---	---	---	--	---

5	6	7	8	
---	---	---	---	--

10	9	8	7	
----	---	---	---	--

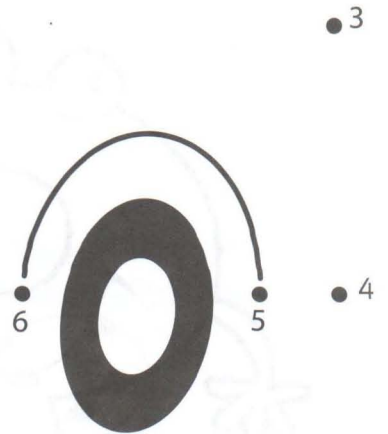

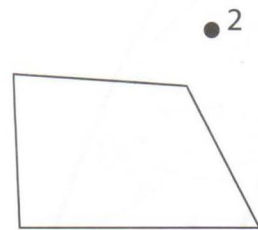
7	6		4	3
---	---	--	---	---

5	4	3	2	
---	---	---	---	--

1 Look and write.

1			4	5		7		9	
---	--	--	---	---	--	---	--	---	--


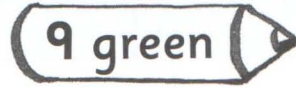

2 Join the dots. Colour.



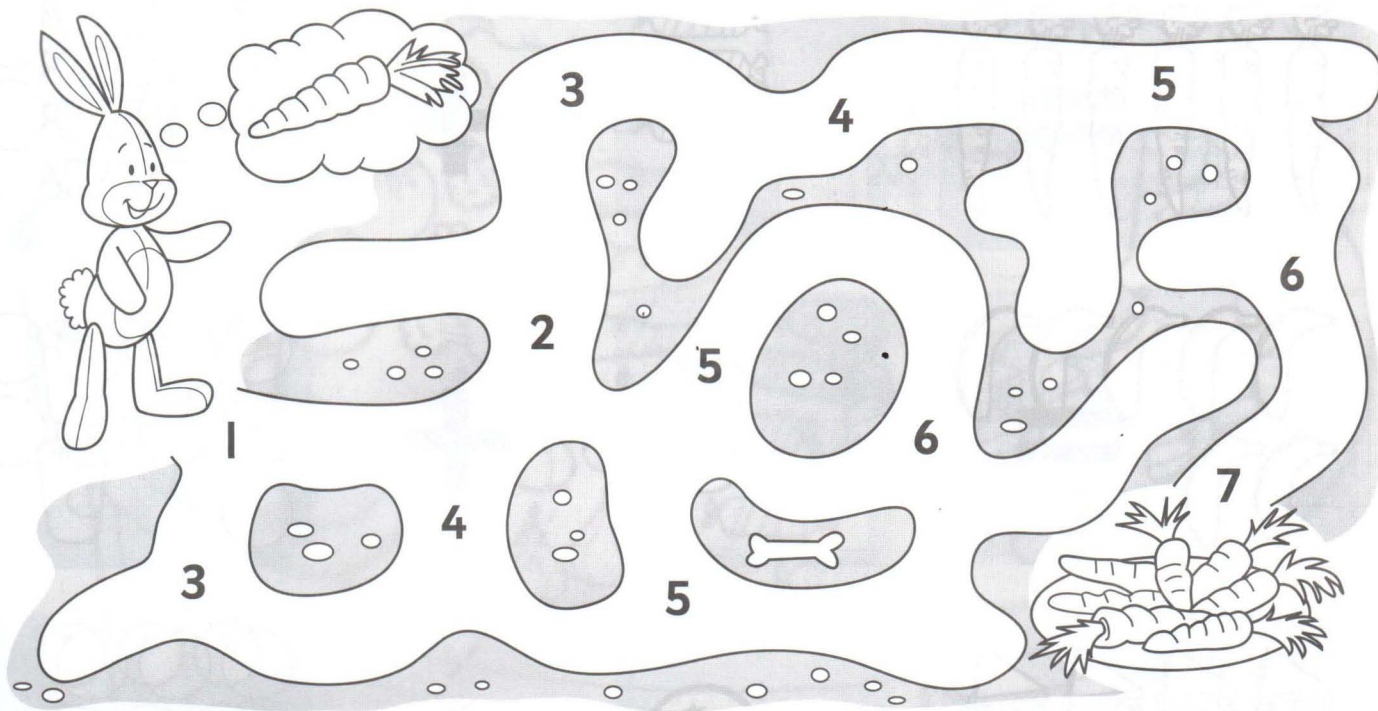
10 My food

Lesson 1


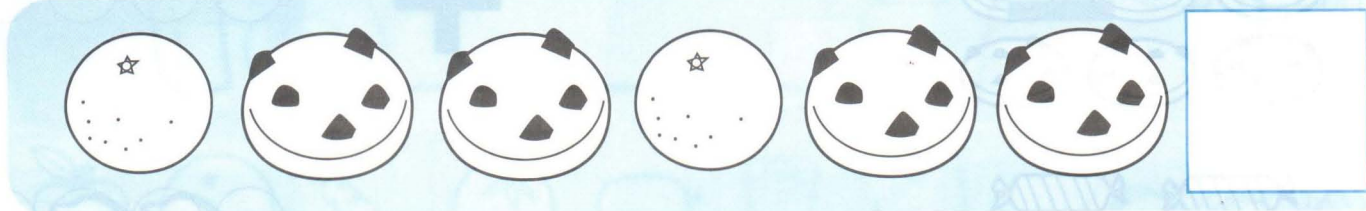

1 Colour the numbers.



1 Follow the numbers.

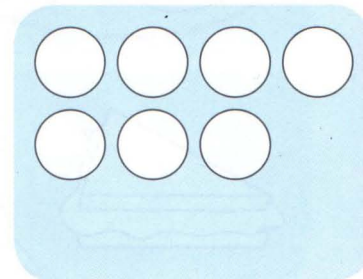


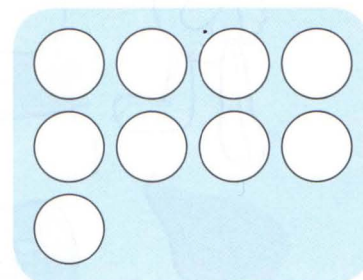




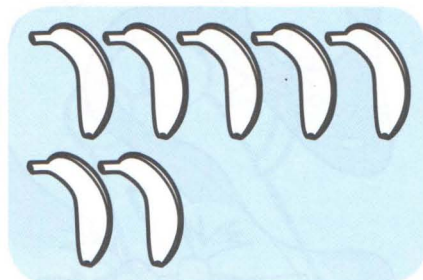
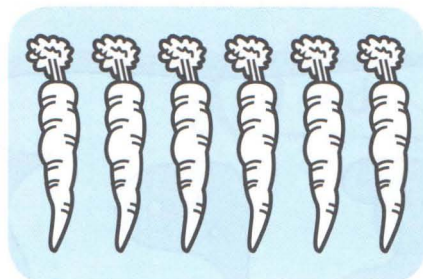


2 Look and draw.

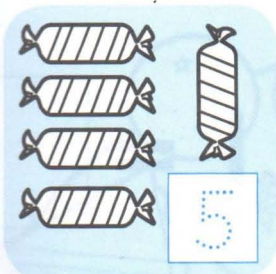


Lesson 3

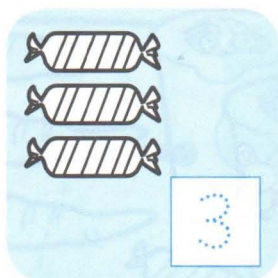
1 Count and match.



1 Count and write.




+



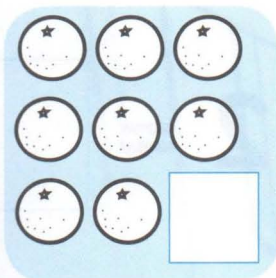
=




+



=




+




=




+



=



+




=




Lesson 5


1 Count, match and write.



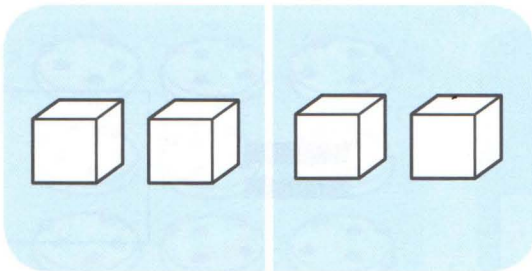
$$3 + 1 = \square$$



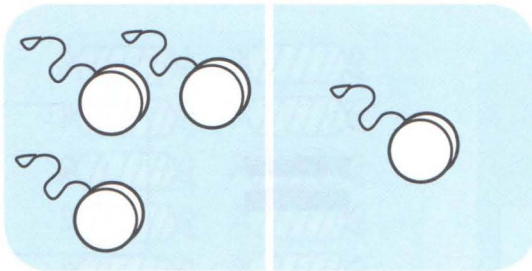
$$3 + 2 = \square$$



$$2 + 2 = \square$$




$$5 + 1 = \square$$



$$3 + 4 = \square$$

Lesson 6

1 Look, count and write. Colour.



OXFORD

UNIVERSITY PRESS

Great Clarendon Street, Oxford OX2 6DP

Oxford University Press is a department of the University of Oxford.
It furthers the University's objective of excellence in research, scholarship,
and education by publishing worldwide in

Oxford New York

Auckland Cape Town Dar es Salaam Hong Kong Karachi

Kuala Lumpur Madrid Melbourne Mexico City Nairobi

New Delhi Shanghai Taipei Toronto

With offices in

Argentina Austria Brazil Chile Czech Republic France Greece

Guatemala Hungary Italy Japan Poland Portugal Singapore

South Korea Switzerland Thailand Turkey Ukraine Vietnam

OXFORD and OXFORD ENGLISH are registered trade marks of
Oxford University Press in the UK and in certain other countries

© Oxford University Press 2009

The moral rights of the author have been asserted

Database right Oxford University Press (maker)

First published 2009

2013 2012 2011 2010 2009

10 9 8 7 6 5 4 3

No unauthorized photocopying

All rights reserved. No part of this publication may be reproduced,
stored in a retrieval system, or transmitted, in any form or by any means,
without the prior permission in writing of Oxford University Press,
or as expressly permitted by law, or under terms agreed with the appropriate
reprographics rights organization. Enquiries concerning reproduction
outside the scope of the above should be sent to the ELT Rights Department,
Oxford University Press, at the address above

You must not circulate this book in any other binding or cover
and you must impose this same condition on any acquirer

Any websites referred to in this publication are in the public domain and
their addresses are provided by Oxford University Press for information only.
Oxford University Press disclaims any responsibility for the content

ISBN: 978 0 19 443205 4

Printed in China

ACKNOWLEDGEMENTS

Illustrations by: John Haslam

Character artwork by: Paul Gibbs and John Haslam pp 4, 5, 6, 7, 8, 9, 32, 47, 50,
55, 59.

First Friends 1

First Friends is a two-year beginner's course that develops vocabulary, practises phonics, and teaches family values.

- Class Book with Audio CD
- Activity Book
- Numbers Book
- Teacher's Book
- Class Audio CD
- Resource Pack: 106 flashcards, 6 posters



OXFORD
UNIVERSITY PRESS

www.oup.com/elt

OXFORD ENGLISH
ISBN 978-0-19-443205-4



9 780194 432054