

abrangbook.ir

abrangbook.ir

English for Schools

PROSPECT

1

Student Book

abrangbook.ir

abrangbook.ir

abrangbook.ir

abrangbook.ir

abrangbook.ir

# انگلیسی

پایه اول (مفتم)  
دوره اول متوسطه

۱۳۹۲

abrangbook.ir



برنامه‌ریزی محتوا و نظارت بر تألیف : دفتر تألیف کتاب‌های درسی ابتدایی و متوسطه نظری

نام کتاب : انگلیسی دورهٔ اول متوسطه (هفتم) - ۱۱۰

سرگروه تألیف : دکتر سید بهنام علوی مقدم

مؤلفان : شهرام خدیر شریبان، دکتر رضا خیرآبادی، دکتر سید بهنام علوی مقدم،

دکتر محمدرضا عنانی سراب، دکتر الهام فروزنده شهرکی و نورالله قربانی

ویراستار : دکتر حسن ستایش

آماده‌سازی و نظارت بر چاپ و توزیع : ادارهٔ کل نظارت بر نشر و توزیع مواد آموزشی

تهران : خیابان ایرانشهر شمالی-ساختمان شمارهٔ ۴ آموزش و پرورش (شهید موسوی)

تلفن : ۹-۸۸۸۳۱۱۶۱، دورنگار : ۸۸۳۰۹۲۶۶، کدپستی : ۱۵۸۴۷۴۷۳۵۹

وب سایت : [www.chap.sch.ir](http://www.chap.sch.ir)

مدیر امور فنی و چاپ : سید احمد حسینی

مدیر هنری : مجید ذاکری یونسی

عکاسان : محمدمهدی ذبیحی فرد، محمّدعباسی

طراح گرافیک : محمدمهدی ذبیحی فرد، شهرام خدیر شریبان

طراح جلد، صفحه آرا : محمدمهدی ذبیحی فرد

مصحح : علی نجمی، حسین چراغی

امورآماده‌سازی خبر : سپیده ملک ایزدی

امور فنی رایانه‌ای : حمید ثابت کلاچاهی، ایمان حبیب‌پور

ناشر : شرکت چاپ و نشر کتاب‌های درسی ایران

تهران : کیلومتر ۱۷ جادهٔ مخصوص کرج - خیابان ۶۱ (داروبخش)

تلفن : ۵-۴۴۹۸۵۱۶۱، دورنگار : ۴۴۹۸۵۱۶۰، صندوق پستی : ۱۳۹-۳۷۵۱۵

چاپخانه : شرکت چاپ و نشر کتاب‌های درسی ایران «سهامی خاص»

سال انتشار و نوبت چاپ : چاپ اول ۱۳۹۲

حق چاپ محفوظ است.

abrangbook.ir  
abrangbook.ir  
abrangbook.ir

IN THE NAME OF ALLAH

وَمِنْ آيَاتِهِ خَلْقَ السَّمَاوَاتِ وَالْأَرْضِ وَاخْتِلَافُ أَلْسِنَتِكُمْ وَالْوَأْنِكُمْ، إِنَّ فِي ذَلِكَ لَآيَاتٍ لِّلْعَالَمِينَ

روم، ۲۲

و از نشانه‌های قدرت خداوند آفرینش آسمان‌ها و زمین و نیز تفاوت زبان‌ها و رنگ‌های شما انسان‌هاست؛ و به تحقیق در همه اینها نشانه‌هایی از حکمت الهی برای دانشمندان نهفته است


And of Allah's Sign of Power is the creation of the heavens and the earth and also the variation of the languages and the color of you people; verily, in all these are Signs for men of knowledge.

( برگرفته از ترجمه مرحومه دکتر طاهره صفارزاده )



abrangbook.ir

abrangbook.ir



پیشتر به زبان (خارجی) احتیاج نبود. امروز احتیاج است. باید زبان‌های زنده دنیا جزء برنامه تبلیغات مدارس باشد... امروز مثل دیروز نیست که صدای ما از ایران بیرون نمی‌رفت. امروز ما می‌توانیم در ایران باشیم و در همه جای دنیا با زبان دیگری تبلیغ کنیم.

امام خمینی (رحمة الله علیه)

abrangbook.ir

به لطف خداوند متعال و در سایه عنایات حضرت ولی عصر عجل الله تعالی فرجه الشریف، امروزه ایران اسلامی، مقتدر و عزتمند، دستاوردهای فراوانی برای تعامل در عرصه‌های مختلف بین‌المللی به ویژه در بخش‌های علمی، فرهنگی و پژوهشی در اختیار دارد. از این رو در این بین، نقش زبان‌های خارجی به عنوان رسانه و ابزار تعامل و تفاهم بین‌المللی اهمیتی روزافزون می‌یابد. با در نظر گرفتن این مهم، نقش نظام رسمی تعلیم و تربیت کشور در آموزش توانایی‌های کاربردی زبان‌های خارجی به نسل آینده‌ساز ایران اسلامی برجسته می‌نماید؛ لذا تهیه و تدوین بسته آموزش زبان انگلیسی، براساس راهنمای برنامه درسی ملی و با توجه به فرهنگ اصیل و هویت ارزشمند اسلامی - ایرانی و توانمندی‌های علمی پژوهشگران کشورمان صورت گرفت. این بسته آموزشی با عنوان English for Schools که حاصل تلاش و کوشش جمع‌کنیری از صاحب نظران حوزه تعلیم و تربیت از جمله متخصصان زبان‌شناسی، آموزش زبان‌های خارجی، برنامه‌ریزی درسی و ... می‌باشد با رویکرد ارتباطی فعال خودباورانه مطرح در برنامه درسی ملی جمهوری اسلامی ایران تهیه و تدوین شده است. لازم به ذکر است، رویکرد ارتباطی حاکم بر کتاب سال اول متوسطه پایه اول الزاماً بهره‌برداری از نظرات پژوهشگران غربی در حوزه رویکرد و روش ارتباطی نیست؛ در تألیف کتاب حاضر تلاش بر این بوده است تا با بهره‌گیری از نقاط قوت روش ارتباطی به مبانی فرهنگی و تنوع کشور نیز توجه شود.

### برخی از ویژگی‌های این بسته آموزشی

کتاب حاضر با رویکرد تولید بسته آموزشی تدوین گردید و شامل کتاب دانش آموز، کتاب کار، کتاب معلم، لوح فشرده، فلش کارت معلم و ... است. هر یک از اجزای این بسته تعریف و کارکرد خاص خود را دارد و نمی‌توان از هیچ یک از آنها در فرایند آموزش صرف نظر کرد؛ لذا فراهم آوردن ملزومات استفاده از اجزای بسته آموزشی بسیار حائز اهمیت است. همچنین بسته حاضر به گونه‌ای طراحی شده که قابلیت آموزش در زمان تخصیص یافته به این درس را داشته باشد.

برای نخستین بار در این کتاب به آموزش همزمان هر چهار مهارت ارتباطی (گوش دادن، صحبت کردن، خواندن و نوشتن) توجه شده و هیچ یک از این مهارت‌های چهارگانه به نفع دیگری کنار گذاشته نشده است. البته بدیهی است برخی از مهارت‌ها در کتاب‌های مقطع اول بیشتر در محور توجه قرار گیرند؛ اما لازم است به این نکته توجه داشته باشیم که مجموعه کتاب‌های English for Schools یک مجموعه به هم پیوسته شش جلدی است که قضاوت و بررسی نهایی در مورد آن می‌بایست به صورت مجموعی و کل نگرانه انجام گیرد.

یکی از ویژگی‌های کتاب حاضر شیوه آموزش الفبا و سوادآموزی است که با شیوه‌های سنتی و مرسوم در کتاب‌های پیشین تفاوت‌های بنیادین دارد. در آموزش الفبا سعی بر این بود که به شیوه‌ای تلفیقی از نقاط قوت و نیز دستاوردهای رویکردهای نوین آموزش الفبا استفاده گردد. شایان ذکر است هیچ کدام از این رویکردها با وضعیت دانش‌آموزان کشور ما که از سن بالای دوازده سال آغاز به یادگیری زبان خارجی می‌کنند تناسب نداشت؛ لذا تلاش بر این بود تا به شیوه‌ای بومی‌سازی شده از نقاط مثبت رویکردهای مذکور بهره برده شود.

### توصیه‌های ضروری

اکیداً توصیه می‌شود دبیران گرامی برای آموزش بهینه این کتاب، ضمن شرکت در دوره‌های ضمن خدمت تخصصی بسته آموزشی جدید، کتاب راهنمای معلم را به دقت مطالعه نموده، به شیوه‌ها و مراحل توصیه شده در این کتاب توجه کافی را مبذول دارند. بسته آموزشی حاضر به جنبه‌های مختلف فرایند آموزش توجه کافی نموده و زمینه لازم را برای تحقق اهداف مورد نظر فراهم کرده است؛ لذا استفاده از هیچ گونه کتب کمک آموزشی در کنار این مجموعه ضرورت ندارد. امید است نتیجه این تلاش جمعی زمینه ساز رشد علمی آینده‌سازان میهن اسلامی مان شود. بی شک پیشنهادهای و انتقادات سازنده عموم مخاطبان کتاب به ویژه متخصصان و همکاران فرهنگی، پیشرفت و بهبود بسته آموزشی حاضر را به همراه خواهد داشت.

گروه زبان‌های خارجی □

دفتر تألیف کتاب‌های درسی ابتدایی و متوسطه نظری

eng\_dept.talif.sch.ir □



[abrangbook.ir](http://abrangbook.ir)

[abrangbook.ir](http://abrangbook.ir)

[abrangbook.ir](http://abrangbook.ir)

[abrangbook.ir](http://abrangbook.ir)

[abrangbook.ir](http://abrangbook.ir)



# Map of Prospect 1

| Welcome                                  |   |                         |   |
|--|---|-------------------------|---|
| Lesson                                   | Function  | Sounds & Letters        | Key Language  |
| <p>Lesson <b>1</b><br/>My Name</p>       | <p>Introducing yourself<br/>Greeting</p>            | <p>Aa<br/>Kk<br/>Mm</p> | <p>Vocabulary: name (first name, last name), Mr., Mrs., Miss<br/>Expressions:<br/>What's your name?<br/>My name is / I am .....<br/>Hello, Hi, Good morning/afternoon<br/>How are you (today)?<br/>Fine/Great, thanks.<br/>How do you spell .....</p>   |
| <p>Lesson <b>2</b><br/>My Classmates</p> | <p>Asking someone's name<br/>Introducing others</p> | <p>Ee<br/>Bb<br/>Pp</p> | <p>Vocabulary: boy, girl, man, woman, friend, classmate<br/>Expressions:<br/>Who's that (boy)?<br/>He's my (friend) .....<br/>This is my (friend) .....<br/>Nice to meet you.<br/>Nice to meet you, too.<br/>Sorry, what's your (last) name again?<br/>Can you help me, please?<br/>I can't spell .....</p> |
| Review 1                                 | Lessons 1 - 2                                       |                         |   |

| Lesson                               | Function  | Sounds & Letters        | Key Language   |
|--------------------------------------|---|-------------------------|--|
| <p>Lesson <b>3</b><br/>My Age</p>    | <p>Talking about your age<br/>Talking about dates</p> | <p>Ii<br/>Tt<br/>Nn</p> | <p>Vocabulary: age, birthday, months of the year, really, numbers 1 to 31</p> <p>Expressions:<br/>It's my birthday (today).<br/>Happy birthday, .....!<br/>How old are you?<br/>I'm ..... years old.<br/>When's your birthday?<br/>(It's) in (Bahman).<br/>How do you say this in English?</p>   |
| <p>Lesson <b>4</b><br/>My Family</p> | <p>Talking about your family</p>                      | <p>Uu<br/>Ss<br/>Gg</p> | <p>Vocabulary: family, mother, father, sister, brother, uncle, aunt, job, mechanic, doctor, nurse, housewife, teacher, dentist, pilot, driver, picture, shopkeeper, numbers 1 to 100</p> <p>Expressions:<br/>How old is your (father)?<br/>He's ..... years old.<br/>What's your father's job?<br/>He's a (mechanic).<br/>Can you write it for me, please?</p> |
| <p>Review 2</p>                      | <p>Lessons 3 - 4</p>                                  |                         |  |

| Lesson                                   | Function  | Sounds & Letters        | Key Language  |
|--|---|-------------------------|---|
| <p>Lesson <b>5</b><br/>My Appearance</p> | <p>Talking about appearance</p>   | <p>Dd<br/>Ll<br/>Rr</p> | <p><b>Vocabulary:</b> tall, short, young, old, suit, shirt, jacket, trousers, manteau, scarf, chador, shoes, gloves, black, white, red, blue, yellow, green, brown, grey, orange, pink, wear</p> <p><b>Expressions:</b><br/>Who is (Mr. Davari)?<br/>He's the (tall man). / He's the (old man).<br/>He's wearing (a grey suit).<br/>Which one is (Ladan)?<br/>She's wearing (white shoes).<br/>What's ..... in English?</p>   |
| <p>Lesson <b>6</b><br/>My House</p>      | <p>Talking about where people are<br/>Talking about what people are doing</p> | <p>Ff<br/>Vv<br/>Ww</p> | <p><b>Vocabulary:</b> house, room, bedroom, kitchen living room, garage, office, lunch, hand, cook, wash, watch, play, read, study, work, come, fix, call</p> <p><b>Expressions:</b><br/>Where are you/they?<br/>I'm/They're in the (kitchen).<br/>Where's he/she?<br/>(He's/She's) in his/her room.<br/>Is he/she in the (garage)?<br/>Yes, he/she is. / No, he/she isn't.<br/>What are you/they doing?<br/>I'm/They're (cooking lunch).<br/>What is he/she doing?<br/>He/She is (studying).<br/>Pardon? Can you say that again?</p> |
| <p>Review 3</p>                          | <p>Lessons 5 - 6</p>  |                         |   |

| Lesson                                      | Function   | Sounds & Letters               | Key Language  |
|---|--|--------------------------------|---|
| <p>Lesson <b>7</b><br/>My Address</p>       | <p>Talking about your address/<br/>phone number<br/>Telling the time</p> | <p>Oo<br/>Hh<br/>Xx<br/>Yy</p> | <p><b>Vocabulary:</b> address, home, street, (tele)phone, number, mobile, call, go, live, visit, time, a.m., p.m., o'clock, evening</p> <p><b>Expressions:</b><br/>What's (your) address?<br/>Where do (you) live?<br/>(5, Enghelab Street).<br/>What's (your/Mina's) telephone number?<br/>What's (your) home/office/mobile number?<br/>(It's) (433-7891).<br/>What time is it?<br/>What time (is) (he) going?<br/>(at/around 5 o'clock/a.m./p.m.).<br/>(7:30 in the evening).<br/>I'm not sure./ I don't know./ I don't understand.</p> |
| <p>Lesson <b>8</b><br/>My Favorite Food</p> | <p>Talking about your favorite food<br/>Making suggestions</p>           | <p>Cc<br/>Jj<br/>Qq<br/>Zz</p> | <p><b>Vocabulary:</b> food, drink, hungry, thirsty, favorite bread, rice, kebab, chicken, salad, fruit, juice, orange, dates, cake, milk, tea, water, jelly, quince, coconut, zucchini, feel, like, enough</p> <p><b>Expressions:</b><br/>What's (your) favorite food/drink?<br/>What do you like to eat/drink?<br/>I'd like some (cakes and milk).<br/>I am/feel hungry/thirsty.<br/>Let's have/take something to eat/drink.<br/>How about some (cakes and milk)?<br/>How do you say ..... in English?</p>                               |
| <p>Review 4</p>                             | <p>Lessons 7 - 8</p>   |                                |   |
| <p>Photo Dictionary</p>                     | <p>abranbook.ir</p>  |                                |   |





Calendar


| Month     | Days  | Notes |
|-----------|-------|-------|
| January   | 31    |       |
| February  | 28/29 |       |
| March     | 31    |       |
| April     | 30    |       |
| May       | 31    |       |
| June      | 30    |       |
| July      | 31    |       |
| August    | 31    |       |
| September | 30    |       |
| October   | 31    |       |
| November  | 30    |       |
| December  | 31    |       |



# Welcome

## Words

1. Check (✓) the words you know.

|   |   |  |
|---|---|--|
|    |    |    |
|   |   |   |
|  |  |  |
|  |  |  |
|  |  |  |

2. Can you write (✍) any words in English?

|       |       |       |
|-------|-------|-------|
| ..... | ..... | ..... |
| ..... | ..... | ..... |

# Letters

1. Check (✓) the letters you know.



|    |                          |    |                          |    |                          |    |                          |    |                          |
|----|--------------------------|----|--------------------------|----|--------------------------|----|--------------------------|----|--------------------------|
| Aa | <input type="checkbox"/> | Bb | <input type="checkbox"/> | Cc | <input type="checkbox"/> |    |                          |    |                          |
| Dd | <input type="checkbox"/> | Ee | <input type="checkbox"/> | Ff | <input type="checkbox"/> | Gg | <input type="checkbox"/> | Hh | <input type="checkbox"/> |
| Ii | <input type="checkbox"/> | Jj | <input type="checkbox"/> | Kk | <input type="checkbox"/> | Ll | <input type="checkbox"/> | Mm | <input type="checkbox"/> |
| Nn | <input type="checkbox"/> | Oo | <input type="checkbox"/> | Pp | <input type="checkbox"/> | Qq | <input type="checkbox"/> | Rr | <input type="checkbox"/> |
| Ss | <input type="checkbox"/> | Tt | <input type="checkbox"/> | Uu | <input type="checkbox"/> | Vv | <input type="checkbox"/> | Ww | <input type="checkbox"/> |
| Xx | <input type="checkbox"/> | Yy | <input type="checkbox"/> | Zz | <input type="checkbox"/> |    |                          |    |                          |

2. Can you write (✍) your name in English?

.....



# Numbers

abrangbook.ir



1. Check (✓) the numbers you know.

|                          |                          |                          |                          |                          |                          |                          |                          |                          |                          |
|--------------------------|--------------------------|--------------------------|--------------------------|--------------------------|--------------------------|--------------------------|--------------------------|--------------------------|--------------------------|
| 1                        | 7                        | 5                        | 8                        | 3                        | 6                        | 4                        | 0                        | 2                        | 9                        |
| <input type="checkbox"/> | <input type="checkbox"/> | <input type="checkbox"/> | <input type="checkbox"/> | <input type="checkbox"/> | <input type="checkbox"/> | <input type="checkbox"/> | <input type="checkbox"/> | <input type="checkbox"/> | <input type="checkbox"/> |

2. Can you write (✍) your telephone number?

.....



# Colors

Say the colors you know.



## Classroom Objects

Say the classroom objects you know.



## Let's get to know each other

Listen to your teacher. Then talk to know your classmates.

1. My name's .....

2. What's your name, please?

# Lesson 1

## My Name

### Conversation



Listen to the English teacher greeting his students in class.



**Teacher:** Hi, class

**Students:** Hello, Teacher.

**Teacher:** Thank you, sit down, please. I'm your English teacher.

My name is Ahmad Karimi.

Now, you tell me your names.

What's your name?

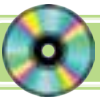
**Student 1:** My name is Ali Mohammadi.

**Teacher:** How are you, Ali?

**Student 1:** Fine, thank you.

**Teacher:** And what's your name?

**Student 2:** My name is .....

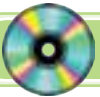


**Practice 1** ⇨ **Greeting**

Listen to the examples. Then ask and answer with a classmate/your teacher.



|   |  |
|---|--|
| Hi, Ali.<br>Hello, Maryam.                        | Hi, Reza.<br>Hello, Kimia.   |
| How are you?<br>How are you today?                | Fine, thanks / thank you.<br>Great, thanks.  |
| Good morning.<br>Good afternoon.<br>Good morning. | Good morning, Mrs. Azari.<br>Good afternoon, Miss Moniri.<br>Good morning, Mr. Ahmadi. |



**Practice 2** ⇨ **Introducing Yourself**

Listen to the examples. Then ask and answer with a classmate.



|   |   |
|---|---|
| What's your name?                                 | My name's Ali.<br>I'm Ali.                        |
| What's your first name?<br>What's your last name? | My first name is Mina.<br>My last name is Karimi. |



## Sounds and Letters



Aa Bb Cc Dd Ee Ff Gg Hh Ii Jj Kk Ll Mm Nn Oo Pp Qq Rr Ss Tt Uu Vv Ww Xx Yy Zz

Listen to the teacher greeting her students in class.

**Teacher:** Hi, class! I am Moradi, your English teacher.

**Class:** Hello, Mrs. Moradi.

**Teacher:** Now you say your names one by one. You, please.  
What's your name?

**Kimia:** I'm Kimia Komijani.

**Teacher:** Excuse me. How do you spell your last name?

**Kimia:** Komijani, K-o-m-i-j-a-n-i.

**Teacher:** Thank you, Kimia. Now, you please say your name.

**Student:** My name is.....

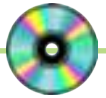
Can you spell your name?



**Talk to your teacher**  
How do you spell .....







## Listening and Reading

Listen to the conversations and check (✓) the correct items.

| Conversation | First Name   | Last Name  |
|--------------|--|--|
| 1            | Mina Azar Kimia<br><input type="checkbox"/> <input type="checkbox"/> <input type="checkbox"/>  | Momeni Ahmadi Kabiri<br><input type="checkbox"/> <input type="checkbox"/> <input type="checkbox"/> |
| 2            | Ali Kamran Mahdi<br><input type="checkbox"/> <input type="checkbox"/> <input type="checkbox"/> | Mardani Azari Karimi<br><input type="checkbox"/> <input type="checkbox"/> <input type="checkbox"/> |

## Speaking and Writing



Group Work

Talk to three classmates, and fill out the table below.

| Your classmates | 1 | 2 | 3 |
|-----------------|---|---|---|
| First name      |   |   |   |
| Last name       |   |   |   |

## Your Conversation

Pair Work

Do the conversation.

Student A: Hi, how are you?

Student B: .....

Student A: My name is .....

What's your name?


Student B: .....

# Lesson 2

## My Classmates

### Conversation

Listen to the students talking in the school yard.



- Ali:** Who is that boy?  
**Parham:** That's Erfan. He's our new classmate.  
**Ali:** Let's talk to him.  
**Parham:** Hi, Erfan. This is Ali.  
**Ali:** Nice to meet you, Erfan.  
**Erfan:** Nice to meet you, too.  
**Ali:** Welcome to our school.  
**Erfan:** Thank you.



### Practice 1 → Introducing Others

Listen to the introductions and greetings.

This is my friend Parham.

This is my classmate Parisa.

This is my English teacher Mr. Kamali.

Nice to meet you.

Nice to meet you, too.

Now introduce a friend to the class.



### Practice 2 → Asking Someone's Name

Listen to the examples. In pairs, ask and answer about other students' names.

Who is that boy?

Who is that girl?

Who is that man?

Who is that woman?

He's my friend Erfan.

She's my classmate Parisa.

He's my teacher Mr. Karimi.

She's my teacher Miss/Mrs. Bahrani.

## Sounds and Letters



Aa Bb Cc Dd Ee Ff Gg Hh Ii Jj Kk Ll Mm Nn Oo Pp Qq Rr Ss Tt Uu Vv Ww Xx Yy Zz

abrangbook.ir

Listen to the conversation between a student and a librarian.

**Librarian:** Can I help you?

**Student:** Yes. Can I have my library card, please?

**Librarian:** Sure. What's your name?

**Student:** I'm Parisa Behparvar.

**Librarian:** Sorry, what's your last name again?

**Student:** Behparvar. b-e-h-p-a-r-v-a-r.

**Librarian:** OK. Here's your card.



**Talk to your teacher**

Can you help me, please?

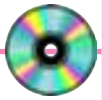
I can't spell .....



Fill out the card below.

|                     |                    |
|---------------------|--------------------|
|                     | First name:.....   |
|                     | Last name:.....    |
|                     | Phone number:..... |
| <b>LIBRARY CARD</b> |                    |
|                     |                    |
| 75310000123         |                    |
| A75310              |                    |





## Listening and Reading

Listen to the conversations and check (✓) the correct items.

| Conversation | First Name   | Last Name  |
|--------------|--|--|
| 1            | Parisa Bita Elaheh<br><input type="checkbox"/> <input type="checkbox"/> <input type="checkbox"/> | Bahrani Ebadi Parsa<br><input type="checkbox"/> <input type="checkbox"/> <input type="checkbox"/>  |
| 2            | Babak Pedram Ehsan<br><input type="checkbox"/> <input type="checkbox"/> <input type="checkbox"/> | Ehsani Pakzad Bakeri<br><input type="checkbox"/> <input type="checkbox"/> <input type="checkbox"/> |

## Speaking and Writing



Group Work

Talk to your friends and fill out the table below.

| Name       | The Shortest Name | The Longest Name |
|------------|-------------------|------------------|
| First name |                   |                  |
| Last name  |                   |                  |

## Role Play

Group Work

Do the conversation.

**Student A:** Hi, ..... . This is my friend .....

**Student B:** Hi, ..... . Nice to meet you.

**Student C:** Nice to meet you, too.

# Review 1

## Lessons 1 - 2

### Introducing Oneself

#### Check if

a) you can say your first and last name.  
My first name is .....

My last name is .....

b) you can ask other people's names.  
What's your .....

.....?

### Introducing Others

#### Check if

a) you can introduce a friend to the class.  
This is .....

b) you can greet people.  
Nice to .....

c) you can answer people's greetings.  
Nice to .....

# Sounds and Letters



a) you can spell and write your name.

.....

b) you can say and write one word for each of the following letters.

Aa  
.....

Kk  
.....

Mm  
.....

Ee  
.....

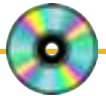
Bb  
.....

Pp  
.....

# Lesson 3

## My Age

### Conversation



Listen to the teacher and her students talking about birthdays.



**Teacher:** Nargess, when is your birthday?

**Nargess:** It's in Mehr.

**Teacher:** Really? How old are you now?

**Nargess:** I'm 12.

**Teacher:** What about you, Tahereh?

**Tahereh:** My birthday is in .....





**Practice 1** ⇨ Talking about your age

Listen to the examples. Then ask and answer with a friend.



How old are you?

I'm 12.

I'm 12 years old.



abrangbook.ir



**Practice 2** ⇨ Talking about date

Listen to the examples. Then ask and answer with a friend.



When is your birthday?

When's your birthday?

It's in Bahman.

In Bahman.



## Sounds and Letters



Aa Bb Cc Dd Ee Ff Gg Hh Ii Jj Kk Ll Mm Nn Oo Pp Qq Rr Ss Tt Uu Vv Ww Xx Yy Zz

Listen to the conversation between two students.

**Nader:** How old is your brother, Iman?

**Iman:** He's thirteen.

**Nader:** Thirty?

**Iman:** No, thirteen, t-h-i-r-t-e-e-n.

**Nader:** Oh, I see.

1. Say your age and spell the number.



Talk to your teacher

How do you say this in English?



2. Circle the month and day of your birth in the tables below.

|           |             |           |
|-----------|-------------|-----------|
| Farvardin | Ordibehesht | Khordad   |
| Tir       | Mordad      | Shahrivar |
| Mehr      | Aban        | Azar      |
| Day       | Bahman      | Esfand    |

|    |    |    |    |    |    |    |    |
|----|----|----|----|----|----|----|----|
| 1  | 2  | 3  | 4  | 5  | 6  | 7  | 8  |
| 9  | 10 | 11 | 12 | 13 | 14 | 15 | 16 |
| 17 | 18 | 19 | 20 | 21 | 22 | 23 | 24 |
| 25 | 26 | 27 | 28 | 29 | 30 | 31 |    |

## Listening and Reading



Listen to the conversations and check (✓) the correct items.

| Conversation | Age   | Month of Birth  |
|--------------|---|---|
| 1            | 11 <input type="checkbox"/> 12 <input type="checkbox"/> 13 <input type="checkbox"/> | Bahman Mordad <input type="checkbox"/> Azar <input type="checkbox"/>                    |
| 2            | 15 <input type="checkbox"/> 17 <input type="checkbox"/> 19 <input type="checkbox"/> | Tir <input type="checkbox"/> Day <input type="checkbox"/> Mehr <input type="checkbox"/> |

## Speaking and Writing



Group Work

Ask your classmates and fill out the table below.

| Name   | Age | Month of Birth |
|--------|-----|----------------|
| Maryam | 12  | Mehr           |
|        |     |                |
|        |     |                |
|        |     |                |



## Your Conversation

Pair Work

Do the conversation.

You: How old are you?

Your friend: I'm ..... . How about you?

You: ..... . When's your birthday?

Your friend: It's in ..... . What about you?

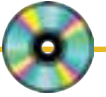
You: ..... .



# Lesson 4

## My Family

### Conversation



Listen to the students talking about their families.



**Student 1:** Nice picture! Is that your father?

**Student 2:** Yes, he is.

**Student 1:** How old is he?

**Student 2:** 38.

**Student 1:** What's his job?

**Student 2:** He's a mechanic.

**Student 1:** And your mother?

**Student 2:** She's 35. She is a housewife.



**Practice 1** ➔ Talking about your family (age)

Listen to the examples. Then ask and answer with a friend.



How old is your father?  
How old is your mother?  
How old is your brother?  
How old is your sister?  
How old is your uncle?  
How old is your aunt?

He's 38 (years old).  
She's 35 (years old).  
He's 14 (years old).  
She's 8 (years old).  
He's 45 (years old).  
She's 30 (years old).



**Practice 2** ➔ Talking about your family (job)

Listen to the examples. Then ask and answer with a friend.



What is your father's job?  
What is your mother's job?  
What is his uncle's job?  
What is her aunt's job?  
What is his job?  
What is her job?

He's a mechanic.  
She's a housewife.  
He's a doctor.  
She's a nurse.  
He's a teacher.  
She's a dentist.



Sounds and Letters



Aa Bb Cc Dd Ee Ff Gg Hh Ii Jj Kk Ll Mm Nn Oo Pp Qq Rr Ss Tt Uu Vv Ww Xx Yy Zz

Listen to the school secretary and a student talking. He's completing a school form for the student.

**School Secretary:** What's your father's name?

**Student:** Goodarz Safari.

**School Secretary:** How do you spell his first name?

**Student:** That's g-o-o-d-a-r-z.

**School Secretary:** Thank you.

Say your father's name and spell it.

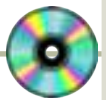


Talk to your teacher

Can you write it for me, please?







## Listening and Reading

Listen to the conversations and check (✓) the correct items.

| Conversation | Relationship  | Job   |
|--------------|---|---|
| 1            | brother <input type="checkbox"/> father <input type="checkbox"/> uncle <input type="checkbox"/> | teacher <input type="checkbox"/> dentist <input type="checkbox"/> driver <input type="checkbox"/> |
| 2            | sister <input type="checkbox"/> aunt <input type="checkbox"/> mother <input type="checkbox"/>   | nurse <input type="checkbox"/> housewife <input type="checkbox"/> doctor <input type="checkbox"/> |

## Speaking and Writing



Group Work

Ask your classmates about their family members and fill out the table below.

| Name  | Relationship | Age |
|-------|--------------|-----|
| Saeed | Ali's father | 40  |
|       |              |     |
|       |              |     |
|       |              |     |

## Your Conversation

Pair Work

Do the conversation

**You:** How old is your .....

**Your friend:** He's/She's .....

**You:** What's ..... job?

**Your friend:** He's/She's .....

**You:** And your .....

**Your friend:** He's/She's ..... and is .....

# Review 2

## Lessons 3 - 4

### Talking about Age and Birthdays

#### Check if

a) you can say your age.  
I am .....

b) you can ask your friend's age.  
How .....

c) you can say the month of your birth.  
My birthday is .....

d) you can ask the month of your friend's birth.  
When's .....

### Talking about your Family

#### Check if

a) you can introduce your family members.  
My ..... 's name is .....

b) you can say their jobs.  
My ..... is a .....

# Sounds and Letters



- a) you can spell and write what your family members do.  
 Your father's job: .....  
 Your mother's job: .....  
 Your brother's job: .....  
 Your sister's job: .....
- b) you can count from 1 to 20.
- c) you can say and write one word for each of the following letters.

Ii  
.....

Tt  
.....

Nn  
.....

Uu  
.....

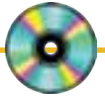
Ss  
.....

Gg  
.....

# Lesson 5

## My Appearance

### Conversation



abrangbook.ir

Listen to the student and his father talking about the student's teachers at school.



**Father:** Is that your English teacher?

**Student:** No, my English teacher is the tall man. He's wearing a grey suit. He's over there.

**Father:** And which one is your math teacher?

**Student:** He's wearing a blue suit and a white shirt.

**Father:** Let's meet your English teacher first.





**Practice 1** ➔ Talking about appearance (height, clothes, and color)

Listen to the examples. Then ask and answer with a friend.

Who is Mr. Davoodi?  
Who's Mrs. Lari?  
Which one is Laleh?  
Which one is Reza?

He's the tall man. He's wearing a grey suit.  
She's the tall woman. She's wearing a black chador.  
She's the tall girl. She's wearing a brown scarf.  
He's the short boy. He's wearing a white shirt.



**Practice 2** ➔ Talking about appearance (age, clothes, and color)

Listen to the examples. Then ask and answer with a friend.

Who is Mr. Lotfi?  
Who's Mrs. Danesh?  
Which one is Dorna?  
Which one is your teacher?

He's the old man. He's wearing a green jacket.  
She's the old woman. She's wearing a brown manteau.  
She's the young girl. She's wearing a grey scarf.  
He's the young man. He's wearing a blue suit.

blue red yellow green brown  
black white grey orange pink



shirt



trousers



jacket



suit



chador



manteau



scarf



shoes

## Sounds and Letters



Ab Bb Cc Dd Ee Ff Gg Hh Ii Jj Kk Ll Mm Nn Oo Pp Qq Rr Ss Tt Uu Vv Ww Xx Yy Zz

Listen to the student and her teacher talking.

**Student:** Excuse me, teacher? What's چادر in English?

**Teacher:** Chador.

**Student:** And دستکش ?

**Teacher:** Gloves.

**Student:** And how do you spell them?

**Teacher:** c-h-a-d-o-r, and g-l-o-v-e-s.

Now say the words for clothing items in English and spell them.



**Talk to your teacher**

What's ..... in English?



## Listening and Reading



Listen to the conversations and check (✓) the correct items.

| Conversation | Height   | Clothes  | Color  |
|--------------|--|--|--|
| 1            | tall <input type="checkbox"/> short <input type="checkbox"/> | suit <input type="checkbox"/> T-shirt <input type="checkbox"/>   | brown <input type="checkbox"/> blue <input type="checkbox"/> |
| 2            | tall <input type="checkbox"/> short <input type="checkbox"/> | chador <input type="checkbox"/> manteau <input type="checkbox"/> | black <input type="checkbox"/> grey <input type="checkbox"/> |

## Speaking and Writing



Group Work

Ask your classmates about their family members and fill out the table below.

| Name   | Relationship | Age | Height |
|--------|--------------|-----|--------|
| Rahman | Ali's uncle  | 42  | tall   |
|        |              |     |        |
|        |              |     |        |
|        |              |     |        |

## Your Conversation

Pair Work

Ask and answer with a friend about other classmates.

**You:** Who is that .....

**Your friend:** Which one?

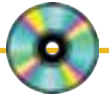
**You:** He's/She's wearing .....

**Your friend:** He's/She's .....

# Lesson 6

## My House

### Conversation



abrangbook.ir

Listen to Farid and his mother talking at home.



**Farid:** Mom, where are you?

**Mom:** I'm in the kitchen.

**Farid:** Hello. Where's Dad?

**Mom:** In the garage.

**Farid:** What's he doing? I'm so hungry.

**Mom:** OK, wash your hands and come for lunch.

I'll call Dad; he's fixing the car.

**Farid:** OK.





**Practice 1** → Talking about where people are

Listen to the examples. Then ask and answer with a friend.



Where are you?  
Where is he?  
Where is she?  
Where are they?



I'm in the bedroom.  
He's in the living room.  
She is in her office.  
They're in the garage.



**Practice 2** → Talking about what people are doing

Listen to the examples. Then ask and answer with a friend.



What are you doing?  
What is he doing?  
What is she doing?  
What are they doing?



I'm cooking.  
He's watching TV.  
She's reading a book.  
They're playing football.

Sounds and Letters



Aa Bb Cc Dd Ee Ff Gg Hh Ii Jj Kk Ll Mm Nn Oo Pp Qq Rr Ss Tt Uu Vv Ww Xx Yy Zz

abrangbook.ir

Listen to the conversation between Fatemeh and her teacher.

**Teacher:** Fatemeh, look at this picture. What's the man doing?

**Fatemeh:** He's working\*.

**Teacher:** Say it again.

**Fatemeh:** He's working\*.

**Teacher:** He's working. It's the /w/, not /v/.

Do you know any other words in English with the letter w?

Example: window, wall, ...

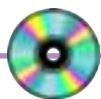


Talk to your teacher

Pardon? Can you say that again?



**Listening and Reading**



Listen to the conversations and check (✓) the correct items.

| Conversation | Where   | What  |
|--------------|---|---|
| 1            | kitchen <input type="checkbox"/> garden <input type="checkbox"/> bedroom <input type="checkbox"/> | cooking <input type="checkbox"/> working <input type="checkbox"/> studying <input type="checkbox"/> |
| 2            | kitchen <input type="checkbox"/> office <input type="checkbox"/> garage <input type="checkbox"/>  | washing <input type="checkbox"/> working <input type="checkbox"/> reading <input type="checkbox"/>  |

**Speaking and Writing**



Pair Work

Say the name of a classmate. Your partner says what he/she is doing. Then change roles. Fill out the table below.

| Name    | What           |
|---------|----------------|
| Fatemeh | reading a book |
|         |                |
|         |                |
|         |                |

**Your Conversation**

Pair Work

Ask and answer with a friend using mime.

You: What am I doing?

Your friend: You're .....

You: No, that's not correct.

Your friend: Are you .....

You: Yes.



# Review 3

## Lessons 5 - 6

### Talking about Appearance

#### Check if

a) you can say what you look like (height and clothes).

I am ..... in/with .....

b) you can describe your friend's appearance (age, clothes, and color).

He/She is .....

### Naming Parts of a House

#### Check if

you can name four places in your house.

.....  
.....  
.....  
.....

### Talking about what you are doing

#### Check if

you can say what people around you are doing now.

(Ali) is .....

(Maryam and Nahid) are .....

.....



# Sounds and Letters



a) you can spell and write the names of 4 famous people.

.....  
.....

b) you can say and write one word for each of the following letters.

LI  
.....

Dd  
.....

Rr  
.....

Ff  
.....

Vv  
.....

Ww  
.....

# Lesson 7

## My Address

### Conversation



abrangbook.ir

Listen to the students talking about going to a friend's house.



**Omid:** Ali's not well. I'm going to visit him today.  
Are you coming with me?

**Hossein:** What time are you going?

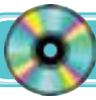
**Omid:** Around 5 in the afternoon.

**Hossein:** I'm not sure I can, but I'll try. What's his address?

**Omid:** 5 Azadi Street.

**Hossein:** Call me before you go. My phone number is 586-2144.

**Omid:** OK, bye.



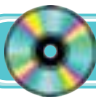

**Practice 1** ⇨ Talking about your address

Listen to the examples. Then ask and answer with a friend.



What's your address?  
Where do you live?  
What's his address?  
What's her address?  
What's their address?

15 Shahid Hakim Street, Manzarieh.  
24 Laleh Street, Sa'dieh.  
39 Kargar Street, Baharestan.  
67 Mahan Street.  
81 Farnam Street.



**Practice 2** ⇨ Talking about your telephone number

Listen to the examples. Then ask and answer with a friend.



What's your telephone number?  
What's Ali's home number?  
What's his mobile phone number?  
What's her office phone number?  
What's their telephone number?

433-7891  
652-0796  
0925-3345462  
213-4561  
598-9863



**Practice 3** ⇨ Telling the time

Listen to the examples. Then ask and answer with a friend.



What time is it?  
What time are you going?  
What time is he going?  
What time is she coming back?  
What time are they leaving?

10 (O'clock).  
At 5:45 in the afternoon/p.m.  
8: 20 in the morning/a.m.  
7:15 in the evening/p.m.  
At 9:30



## Sounds and Letters



Aa Bb Cc Dd Ee Ff Gg Hh Ii Jj Kk Ll Mm Nn Oo Pp Qq Rr Ss Tt Uu Vv Ww Xx Yy Zz

abrangbook.ir

Listen to the man giving his contact information to a secretary.

**Secretary:** What's your phone number?

**Man:** It's 344-5302.

**Secretary:** And your e-mail address?

**Man:** h-omidi60@xymail.com

abrangbook.ir

Say your e-mail address and spell it.

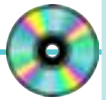


**Talk to your teacher**

I don't know. / I'm not sure.  
I don't understand.








## Listening and Reading

Listen to the conversations and check (✓) the correct items.

| Conversation | Address                                   | Telephone Number                  |
|--------------|---|-----------------------------------|
| 1            | 13 Aban Street <input type="checkbox"/>   | 623-4521 <input type="checkbox"/> |
|              | 30 Mahan Street <input type="checkbox"/>  | 623-3512 <input type="checkbox"/> |
| 2            | 15 Hejab Street <input type="checkbox"/>  | 544-3329 <input type="checkbox"/> |
|              | 50 Shahed Street <input type="checkbox"/> | 544-4139 <input type="checkbox"/> |

## Speaking and Writing



### Pair Work

Suppose you and your friend are in an office. You are the secretary. Ask your friend about his/her address and telephone number. Then change roles. Fill out the table below.

| Name  | Address                    | Telephone Number |
|-------|----------------------------|------------------|
| Hamid | 12 Namdar Street, Hafezieh | 786-4523         |
|       |                            |                  |
|       |                            |                  |
|       |                            |                  |

## Your Conversation

### Pair Work

Do the conversation

**You:** I'm going to visit ..... this .....  
Are you coming with me?

**Your friend:** What time are you going?

**You:** ..... in the .....

**Your friend:** I'm not sure I can, but I'll try. What's ..... address?

**You:** .....

**Your friend:** Call me before you go. My phone number is .....

**You:** OK, bye.

# Lesson 8

## My Favorite Food

### Conversation

abrangbook.ir



Listen to the students talking about their favorite food.



**Student 1:** Look, it's enough. I'm hungry. How about you?

**Student 2:** Me, too. Let's have some cake and milk.

**Student 1:** Sounds good, but I'd like some tea with my cake.

That's my favorite!

**Student 2:** OK, let's go to the kitchen. Mom?



**Practice 1** → Talking about your favorite food and drinks

Listen to the examples. Then ask and answer with a friend.



What's your favorite food?  
What's your favorite drink?  
What do you like to eat/drink?

Rice and kebab.  
Orange juice.  
Some cake and milk.



bread



rice



kebab



chicken



salad



fruit



dates



cake



milk



tea



**Practice 2** → Making suggestions

Listen to the examples. Then practice with a friend.



I'm hungry.  
I'm thirsty.  
I feel hungry/thirsty.

How about some cake and milk?  
Let's have something to drink.  
Let's take something to eat/drink.



## Sounds and Letters



Aa Bb Cc Dd Ee Ff Gg Hh Ii Jj Kk Ll Mm Nn Oo Pp Qq Rr Ss Tt Uu Vv Ww Xx Yy Zz

Listen to the conversation between Majid and his English teacher.

**Majid:** Excuse me, sir? How do you say these words in English?

کدو، بیه، ژله، نارگیل

**Teacher:** Coconut, c-o-c-o-n-u-t for نارگیل, jelly, j-e-l-l-y for ژله, quince, q-u-i-n-c-e for بیه, and zucchini, z-u-c-c-h-i-n-i for کدو.

**Majid:** Thank you.

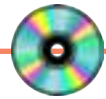
Say English words for food and drinks and spell them.



**Talk to your teacher**

How do you say ..... in English?





## Listening and Reading

Listen to the conversations and check (✓) the correct items.

| Conversation | Food  | Drink   |
|--------------|---|---|
| 1            | rice <input type="checkbox"/> chicken <input type="checkbox"/> kebab <input type="checkbox"/> | milk <input type="checkbox"/> tea <input type="checkbox"/> water <input type="checkbox"/> |
| 2            | cake <input type="checkbox"/> dates <input type="checkbox"/> fruit <input type="checkbox"/>   | milk <input type="checkbox"/> tea <input type="checkbox"/> water <input type="checkbox"/> |

## Speaking and Writing



Group Work

Ask your classmates about what they like to eat and drink and fill out the table below.

| Name   | Food           | Drink |
|--------|----------------|-------|
| Zohreh | rice and kebab | water |
|        |                |       |
|        |                |       |
|        |                |       |

## Your Conversation

Pair Work

Do the conversation

**You:** I'm hungry. How .....

**Your Friend:** Me, too. Let's have .....

**You:** Sounds good, but I'd like .....

That's my favorite!

**Your Friend:** OK, let's go .....



# Review 4

## Lessons 7 - 8

### Talking about your address

#### Check if

- a) you can say your home address.  
My address is .....
- b) you can say your home/mobile phone number.  
My ..... phone number is .....
- c) you can ask your friend's address and telephone number.  
What .....

### Talking about your Favorite Food

#### Check if

- a) you can say your favorite food.  
My favorite ..... is .....
- b) you can ask your friend about his/her favorite food.  
What .....
- c) you can suggest your friend have something to eat or drink.  
Let's .....
- How .....

### Telling the Time

#### Check if

- a) you can say what time it is now.  
It is .....
- b) you can ask your friend the time.  
What .....



# Photo Dictionary

Welcome



school



classroom



door



blackboard



desk



chair



pen



pencil




book



notebook



ruler



dictionary



eraser



bag



pencil sharpener



backpack



marker



bench




pencil case



chalk



# Lessons 1 & 2



sit down



stand up



boy



girl



man



woman




teacher



student



library

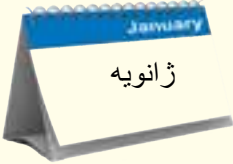
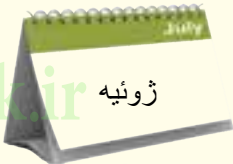
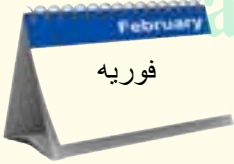







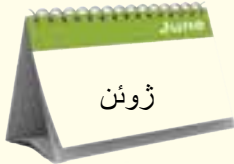



library card



abrangbook.ir  
**Lesson 3**

|   |  |
|---|--|
|    |    |
| Saturday  | Thursday   |
|    |    |
| Sunday  | Friday   |
|   |   |
| Monday  | date   |
|  |  |
| Tuesday   | month  |
|  |  |
| Wednesday   | year   |

|   |  |
|---|--|
|    |    |
| ژانویه  | ژوئیه  |
| January   | July   |
|    |    |
| فوریه   | اوت  |
| February  | August   |
|    |    |
| مارس  | سپتامبر  |
| March   | September  |
|  |  |
| آوریل   | اکتبر  |
| April   | October  |
|  |  |
| مه  | نوامبر   |
| May   | November   |
|  |  |
| ژوئن  | دسامبر   |
| June  | December   |

|       |        |
|-------|--------|
| 1     | 7      |
| one   | seven  |
| 2     | 8      |
| two   | eight  |
| 3     | 9      |
| three | nine   |
| 4     | 10     |
| four  | ten    |
| 5     | 11     |
| five  | eleven |
| 6     | 12     |
| six   | twelve |



|           |          |
|-----------|----------|
| 13        | 18       |
| thirteen  | eighteen |
| 14        | 19       |
| fourteen  | nineteen |
| 15        | 20       |
| fifteen   | twenty   |
| 16        | 30       |
| sixteen   | thirty   |
| 17        | 40       |
| seventeen | forty    |

abrangbook.ir

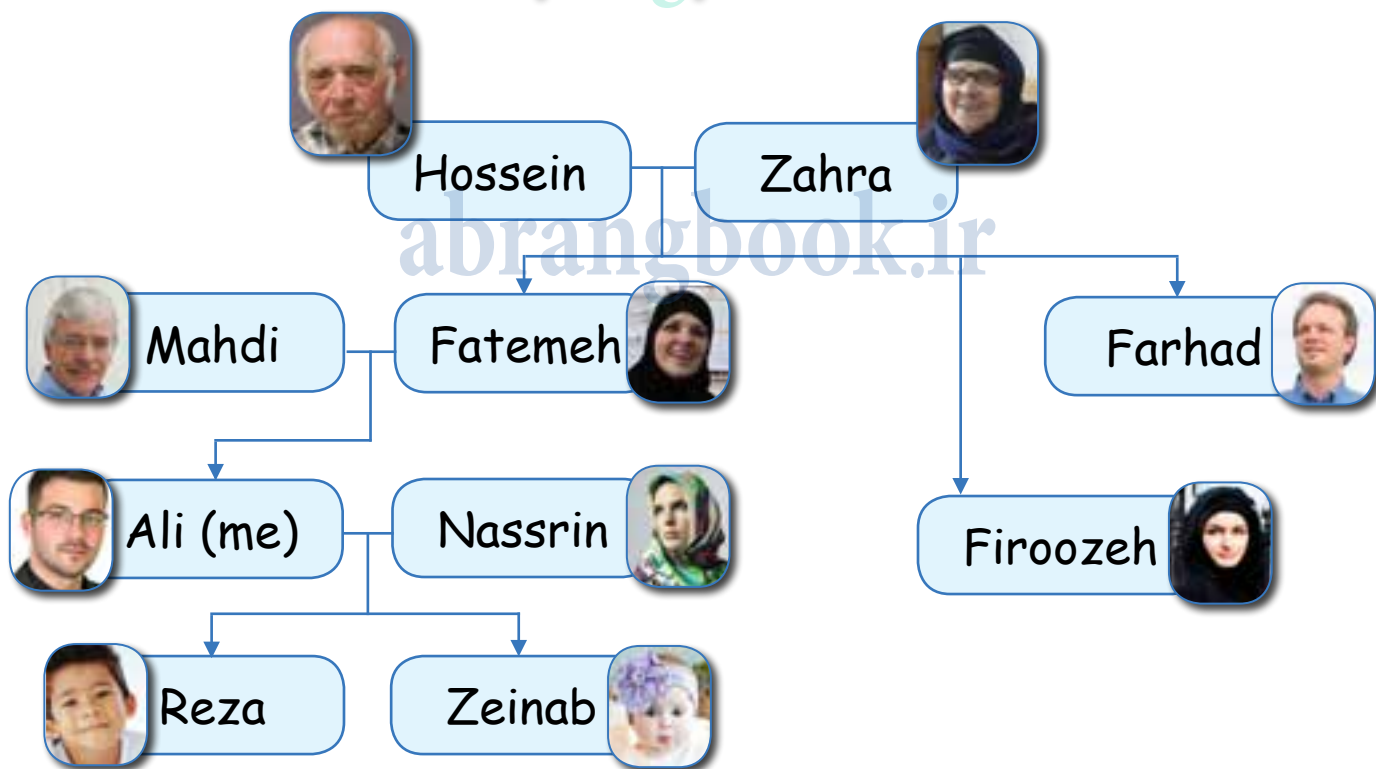
|         |             |
|---------|-------------|
| 50      | 80          |
| fifty   | eighty      |
| 60      | 90          |
| sixty   | ninety      |
| 70      | 100         |
| seventy | one hundred |



abrangbook.ir

## Lesson 4

## My Family Tree



1. Hossein is my grandfather.
2. Zahra is my grandmother.
3. Fatemeh is my mother.
4. Mahdi is my father.
5. Firoozeh is my aunt.
6. Farhad is my uncle.
7. Nassrin is my wife.
8. Reza is my son.
9. Zeinab is my daughter.

abrangbook.ir



engineer



painter



farmer



florist



policeman



employee



postman



waiter

abrangbook.ir



teacher



mechanic



doctor



shopkeeper



dentist



pilot



abrangbook.ir



nurse



baker



driver



worker



cook

Lesson 5



tall



sandals



short



sunglasses



socks



belt



gloves



coat



sweater



glasses



dress



chador



hat



scarf

abrangbook.ir



suit



manteau



jacket



trousers



T-shirt











shoes




shirt

abrangbook.ir

|   |  |
|---|--|
|    |    |
| yellow  | black  |
|    |    |
| blue  | white  |
|  |  |
| green   | grey   |
|  |  |
| red   | orange   |



abrangbook.ir



abrangbook.ir

# Colors



# Lesson 6

|   |  |
|---|--|
|    |    |
| living room   | stairs   |
|    |    |
| bedroom   | kitchen  |
|  |  |
| bathroom  | garage   |



flat/apartment



villa




tower

abrangbook.ir



bookcase



blanket



clock



table



computer



television



mirror



radio



comb



newspaper



cooking



playing



washing



fixing



watching



working





reading



eating



studying



drinking





abrangbook.ir

# Lesson 7

abrangbook.ir




office



call



2 o'clock



2:15



2:30









2:45

|   |  |
|---|--|
|  |  |
| telephone   | mobile phone   |
|  |  |
| street  | e-mail address   |



abrangbook.ir  
**Lesson 8**

|   |  |
|---|--|
|    |    |
| apple   | carrot   |
|   |   |
| orange juice  | onion  |
|  |  |
| banana  | potato   |



quince



tomato



zucchini




jelly



water



yoghurt



egg



honey



cheese



fish



coconut



spaghetti



pineapple



ice-cream



bread



fruit





rice



dates



kebab



cake



chicken



milk



salad



tea

