



Computer



Recycle Bin




desktop



CodeBlocks



CodeBlock...
-MinGW-s...



برای اجرای برنامه روی آیکون کدبلاکس کلیک کنید



Management


Projects Symbols Files

Workspace

Logs & others

Code::Blocks Search results Cccc Build log Build messages CppCheck CppCheck messages Cscope Debugger

Start here



Code::Blocks

The open source, cross-platform IDE

Release 16.01 rev 10702 (2016-01-25 19:50:14) gcc 4.9.2 Windows/unicode - 32 bit

File associations

Code::Blocks is currently not the default application for C/C++ source files.
Do you want to set it as default?

You can always change associations from the environment settings later.

- No, leave everything as it is
- No, leave everything as it is (but ask me again next time)
- Yes, associate Code::Blocks with C/C++ file types
- Yes, associate Code::Blocks with every supported type (including project files from other IDEs)

OK

[Tip of the Day](#)

[feature](#)

برای راحتی کار برنامه
کدبلاکس را با زدن این تیک
نرم افزار پیشفرض برای فایل
های سی و سی پلاس پلاس

© 2004 - 2015, The [Code::Blocks](#) Team.

- New
- Open... Ctrl-O
 - Open with hex editor
 - Open default workspace
- Recent projects
- Recent files
- Import project
- Save file Ctrl-S
 - Save file as...
 - Save all files Ctrl-Shift-S
- Save project
 - Save project as...
 - Save project as template...
 - Save all projects
- Save workspace
 - Save workspace as...
- Save everything Alt-Shift-S
- Close file Ctrl-W
 - Close all files Ctrl-Shift-W
 - Close project
 - Close all projects
 - Close workspace
- Print... Ctrl-P
- Export
- Properties...
- Quit Ctrl-Q

- Empty file Ctrl-Shift-N
- Class...
- Project... **1**
- Build target...
- File...
- Custom...
- From template...
- Nassi Shneiderman diagram

Code::Blocks logo and title: Code::Blocks The open source, cross-platform IDE

با یکی از دو روش مقابل اقدام به ایجاد پروژه جدید کنید

Release 16.01 rev 10702 (2016-01-25 19:50:14) gcc 4.9.2 Windows/unicode - 32 bit

2  [Create a new project](#)  [Open an existing project](#)  [Tip of the Day](#)

 [Visit the Code::Blocks forums](#) [Report a bug or request a new feature](#)

Recent projects

No recent projects

Recent files

No recent files

© 2004 - 2015, The [Code::Blocks](#) Team.

Logs & others

- Code::Blocks
- Search results
- Cccc
- Build log
- Build messages
- CppCheck
- CppCheck messages
- Cscope
- Debugger



Management X

Projects Symbols Files

Workspace

Start here X



Code::Blocks

The open source, cross-platform IDE

New from template

Projects
Build targets
Files
Custom
User templates

Category: <All categories>

ARM Project	AVR Project	Code::Blocks plugin	Console application
D application	DirectX project	Dynamic Link Library	Empty project
FLTK project	Fortran DLL	Fortran application	Fortran library
GLFW project	GLUT project	GTK+ project	Irrlicht project

Go
Cancel

View as
 Large icons
 List

TIP: Try right-clicking an item

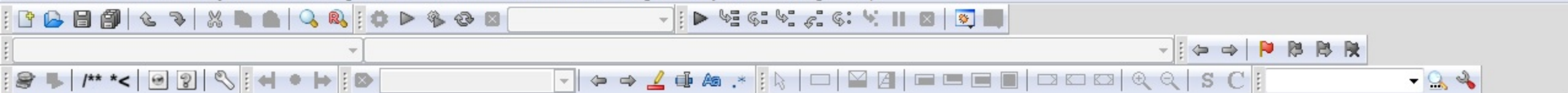
1. Select a wizard type first on the left
2. Select a specific wizard from the main window (filter by categories if needed)
3. Press Go

از بین گزینه های زیر،
"کنسول اپلیکیشن" را
انتخاب کنید

Logs & others

Code::Blocks Search results Cccc Build log Build messages CppCheck CppCheck messages Cscope Debugger





Management

Projects Symbols Files

Workspace


Start here



Code::Blocks

The open source, cross-platform IDE

Console application

 **Console**

Welcome to the new console application wizard!
This wizard will guide you to create a new console application.

When you're ready to proceed, please click "Next"...

Skip this page next time

< Back **Next >** Cancel

[e - 32 bit](#)

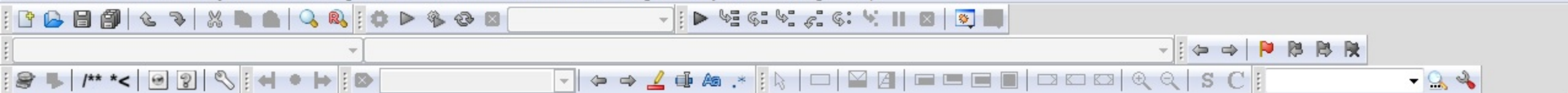
[Tip of the Day](#)

[feature](#)



Logs & others

Code::Blocks Search results Cccc Build log Build messages CppCheck CppCheck messages Cscope Debugger



Management X

Projects Symbols Files

Workspace

Start here X



Code::Blocks

The open source, cross-platform IDE

Console application

 **Console**

Please select the language you want to use.

Please make a selection

C

C++

زبان برنامه نویسی را انتخاب کنید

< Back Next > Cancel



e - 32 bit

[Tip of the Day](#)

[feature](#)

Logs & others

Code::Blocks Search results Cccc Build log Build messages CppCheck CppCheck messages Cscope Debugger





Management

Projects Symbols Files

Workspace

Start here



Code::Blocks

The open source, cross-platform IDE

Console application

Console

Please select the folder where you want the new project to be created as well as its title.

Project title:

umacode

Folder to create project in:

C:\Users\Ebadpoor\Desktop

Project filename:

umacode.cbp

Resulting filename:

C:\Users\Ebadpoor\Desktop\umacode\umacode.cbp

برای پروژه خود یک اسم و
مسیر ایجاد پروژه را وارد کنید



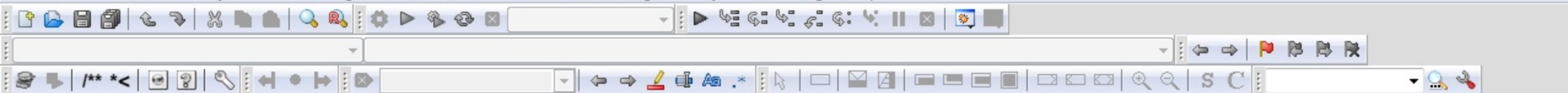
< Back

Next >

Cancel

Logs & others

Code::Blocks Search results Cccc Build log Build messages CppCheck CppCheck messages Cscope Debugger



Management

Projects Symbols Files

Workspace

Start here



Console application

Console

Please select the compiler to use and which configurations you want enabled in your project.

Compiler: **GNU GCC Compiler**

Create "Debug" configuration: Debug

"Debug" options

Output dir.: bin\Debug

Objects output dir.: obj\Debug

Create "Release" configuration: Release

"Release" options

Output dir.: bin\Release

Objects output dir.: obj\Release

< Back Finish Cancel

این گزینه اصلا تغییر ندهید

e - 32 bit

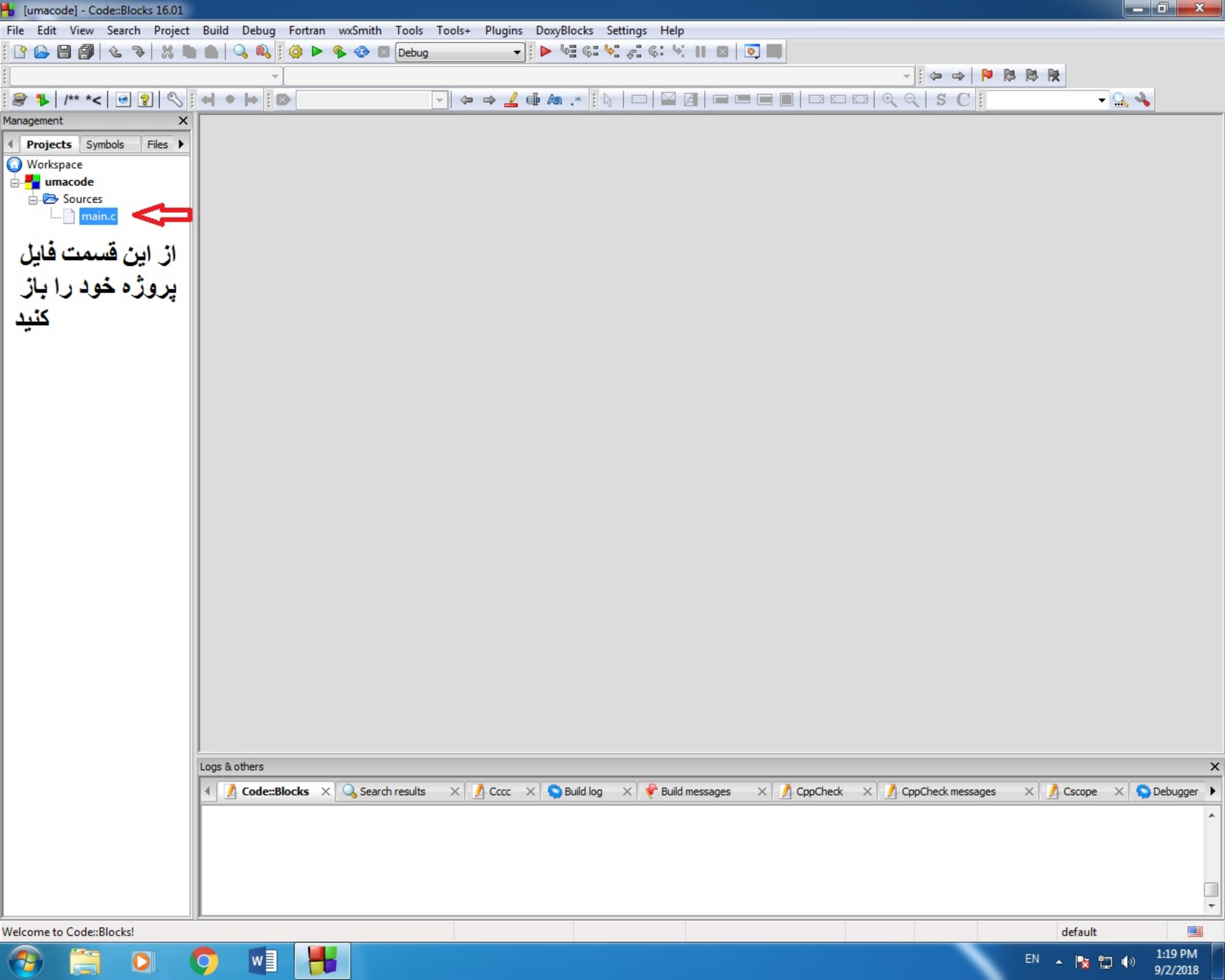
[Tip of the Day](#)

[feature](#)

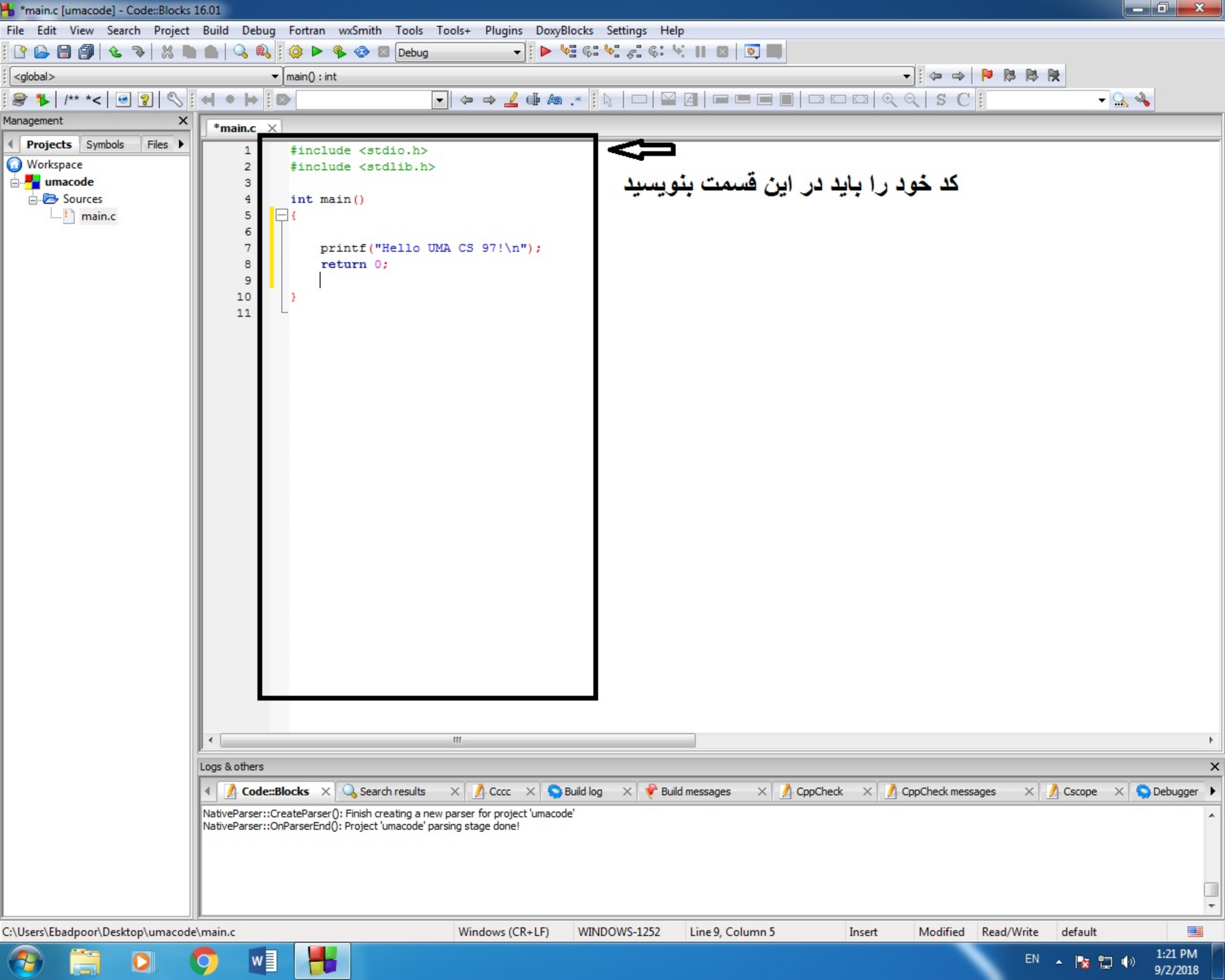
Logs & others

Code::Blocks Search results Cccc Build log Build messages CppCheck CppCheck messages Cscope Debugger





از این قسمت فایل
پروژه خود را باز
کنید



Projects Symbols Files

Workspace

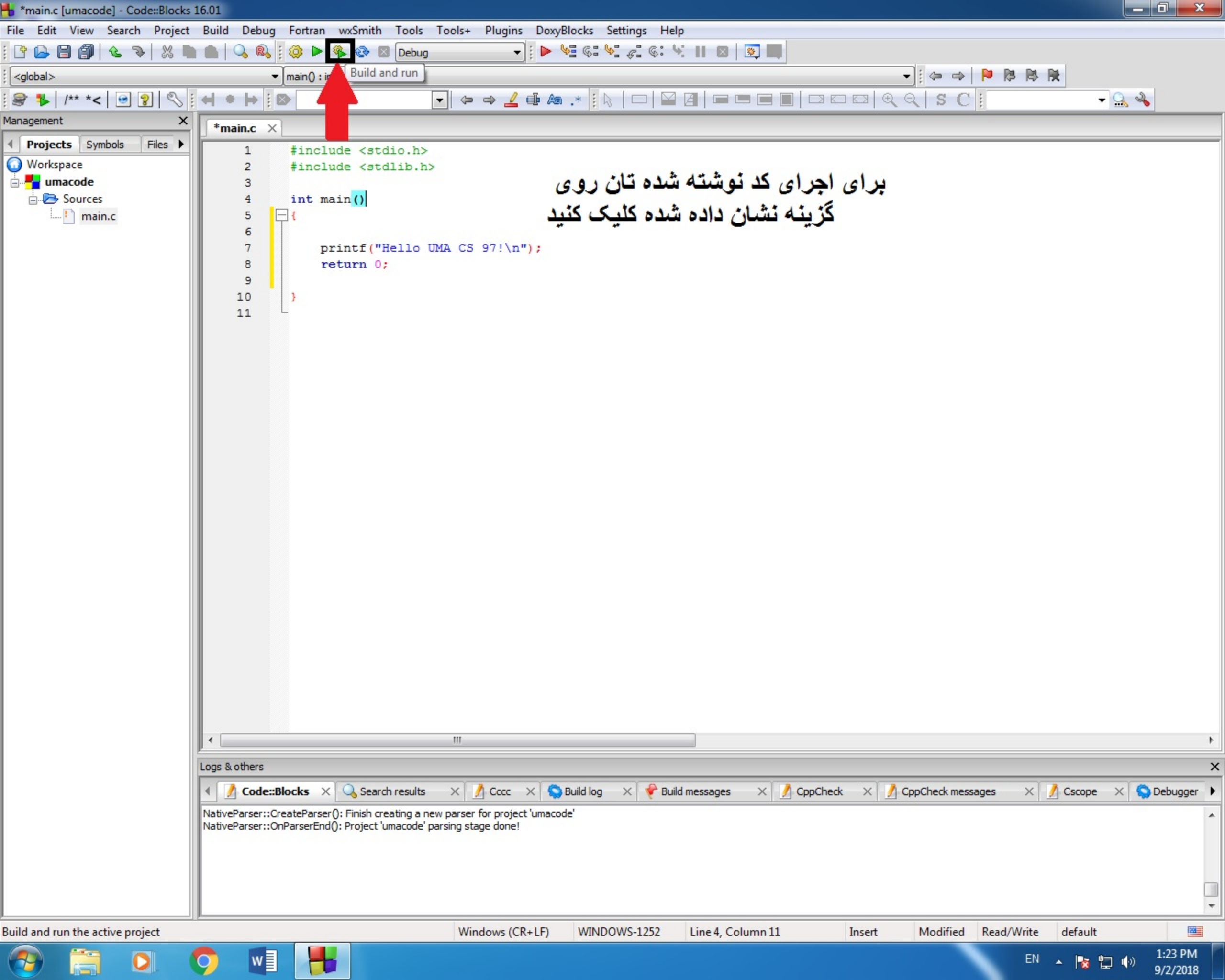
- umacode
 - Sources
 - main.c

```
*main.c X
1 #include <stdio.h>
2 #include <stdlib.h>
3
4 int main()
5 {
6
7     printf("Hello UMA CS 97!\n");
8     return 0;
9 }
10
11
```



کد خود را باید در این قسمت بنویسید

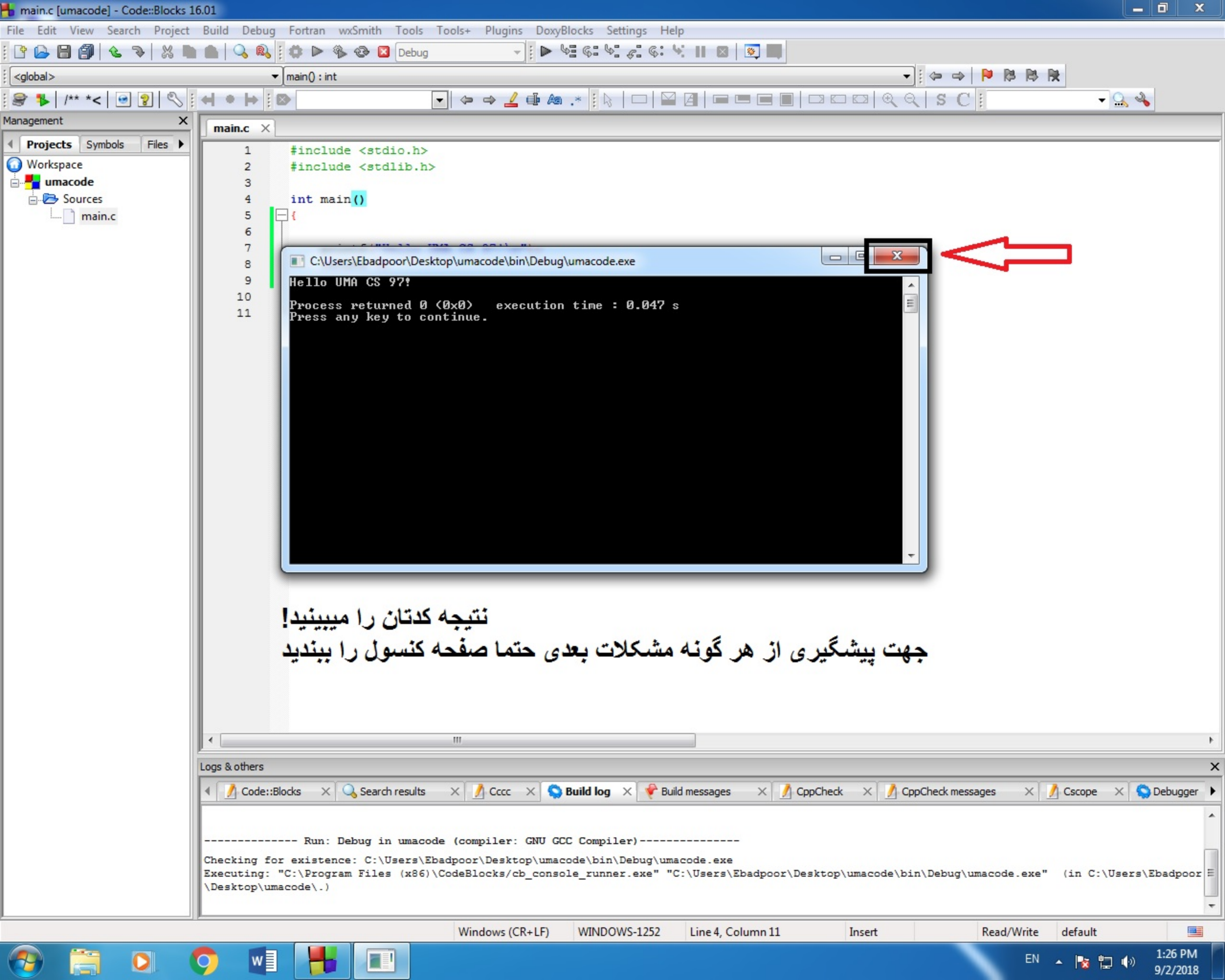
NativeParser::CreateParser(): Finish creating a new parser for project 'umacode'
NativeParser::OnParserEnd(): Project 'umacode' parsing stage done!



برای اجرای کد نوشته شده تان روی
گزینه نشان داده شده کلیک کنید

Management
Projects Symbols Files
Workspace
umacode
Sources
main.c

Logs & others
Code::Blocks Search results Cccc Build log Build messages CppCheck CppCheck messages Cscope Debugger
NativeParser::CreateParser(): Finish creating a new parser for project 'umacode'
NativeParser::OnParserEnd(): Project 'umacode' parsing stage done!



1
2
3
4
5
6
7
8
9
10
11

```
#include <stdio.h>
#include <stdlib.h>

int main()
{
    printf("Hello UMA CS 97!\n");
    return 0;
}
```

C:\Users\Ebadpoor\Desktop\umacode\bin\Debug\umacode.exe

```
Hello UMA CS 97!
Process returned 0 (0x0)   execution time : 0.047 s
Press any key to continue.
```

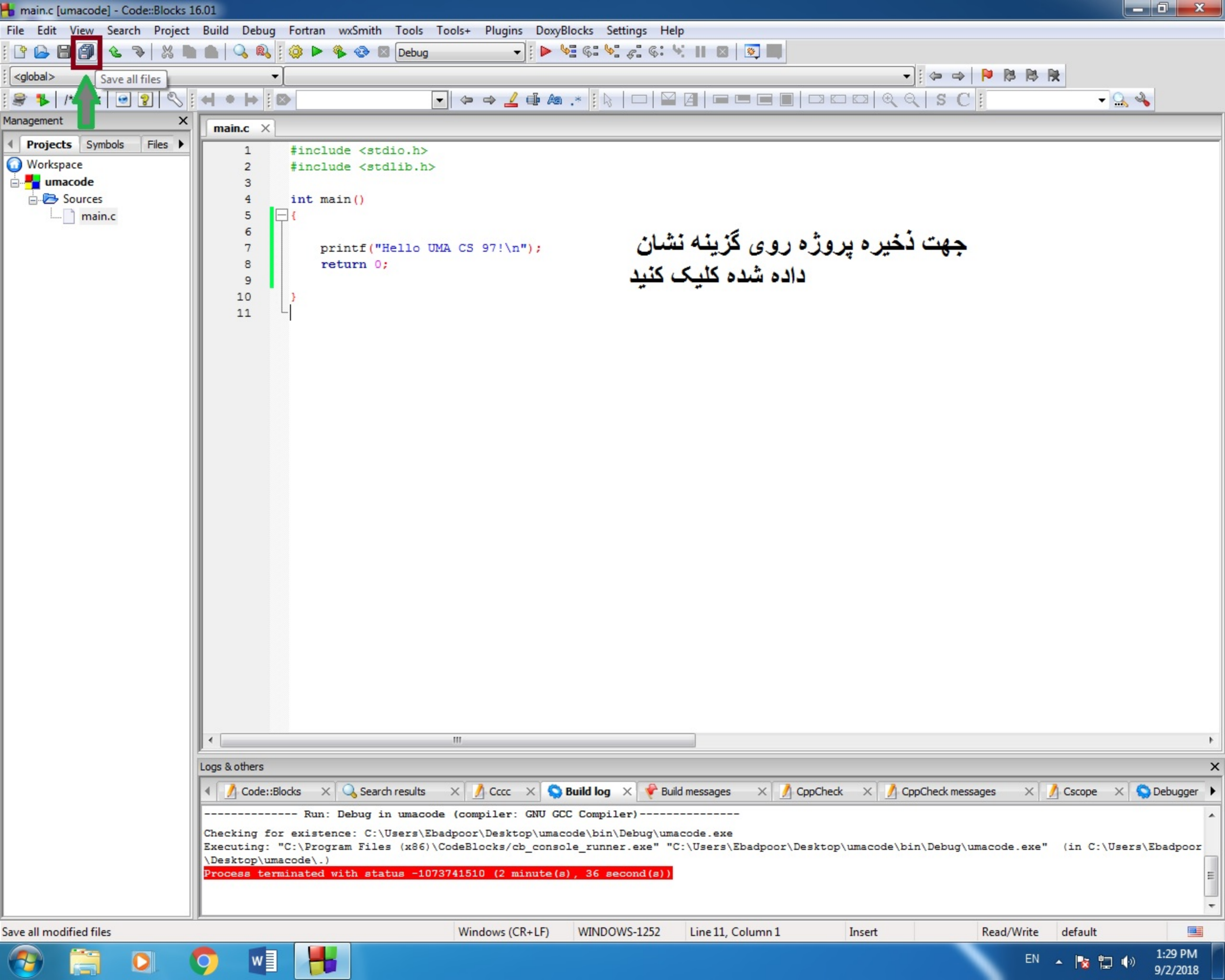


نتیجه کدتان را ببینید!
جهت پیشگیری از هر گونه مشکلات بعدی حتما صفحه کنسول را ببندید

Logs & others

Code::Blocks Search results Cccc Build log Build messages CppCheck CppCheck messages Cscope Debugger

```
----- Run: Debug in umacode (compiler: GNU GCC Compiler)-----
Checking for existence: C:\Users\Ebadpoor\Desktop\umacode\bin\Debug\umacode.exe
Executing: "C:\Program Files (x86)\CodeBlocks\cb_console_runner.exe" "C:\Users\Ebadpoor\Desktop\umacode\bin\Debug\umacode.exe" (in C:\Users\Ebadpoor\Desktop\umacode\.)
```



جهت ذخیره پروژه روی گزینه نشان داده شده کلیک کنید

umacode

Organize Open Share with Burn New folder

Search umacode

Name	Date modified	Type	Size
bin	9/2/2018 1:26 PM	File folder	
obj	9/2/2018 1:26 PM	File folder	
main	9/2/2018 1:26 PM	C source file	1 KB
umacode	9/2/2018 1:19 PM	project file	2 KB
umacode.depend	9/2/2018 1:26 PM	DEPEND File	1 KB
umacode.layout	9/2/2018 1:33 PM	LAYOUT File	1 KB

جهت وارد شدن مجدد به پروژه تان، وارد مسیر پروژه تان شده و روی فایل پروژه کلیک کنید

موفق باشید

umacode project file Date modified: 9/2/2018 1:19 PM Date created: 9/2/2018 1:19 PM Size: 1.04 KB

