

CHAPTER

17

VECTOR MECHANICS FOR ENGINEERS: **DYNAMICS**

Ferdinand P. Beer
E. Russell Johnston, Jr.

Lecture Notes:
J. Walt Oler
Texas Tech University

**Plane Motion of Rigid Bodies:
Energy and Momentum Methods**

Vector Mechanics for Engineers: Dynamics

Contents

[Introduction](#)

[Principle of Work and Energy for a Rigid Body](#)

[Work of Forces Acting on a Rigid Body](#)

[Kinetic Energy of a Rigid Body in Plane Motion](#)

[Systems of Rigid Bodies](#)

[Conservation of Energy](#)

[Power](#)

[Sample Problem 17.1](#)

[Sample Problem 17.2](#)

[Sample Problem 17.3](#)

[Sample Problem 17.4](#)

[Sample Problem 17.5](#)

[Principle of Impulse and Momentum](#)

[Systems of Rigid Bodies](#)

[Conservation of Angular Momentum](#)

[Sample Problem 17.6](#)

[Sample Problem 17.7](#)

[Sample Problem 17.8](#)

[Eccentric Impact](#)

[Sample Problem 17.9](#)

[Sample Problem 17.10](#)

[Sample Problem 17.11](#)



Introduction

- Method of work and energy and the method of impulse and momentum will be used to analyze the plane motion of rigid bodies and systems of rigid bodies.
- Principle of work and energy is well suited to the solution of problems involving displacements and velocities.

$$T_1 + U_{1 \rightarrow 2} = T_2$$

- Principle of impulse and momentum is appropriate for problems involving velocities and time.

$$\vec{L}_1 + \sum_{t_1}^{t_2} \int \vec{F} dt = \vec{L}_2 \quad (\vec{H}_O)_1 + \sum_{t_1}^{t_2} \int \vec{M}_O dt = (\vec{H}_O)_2$$

- Problems involving eccentric impact are solved by supplementing the principle of impulse and momentum with the application of the coefficient of restitution.

Vector Mechanics for Engineers: Dynamics

Principle of Work and Energy for a Rigid Body

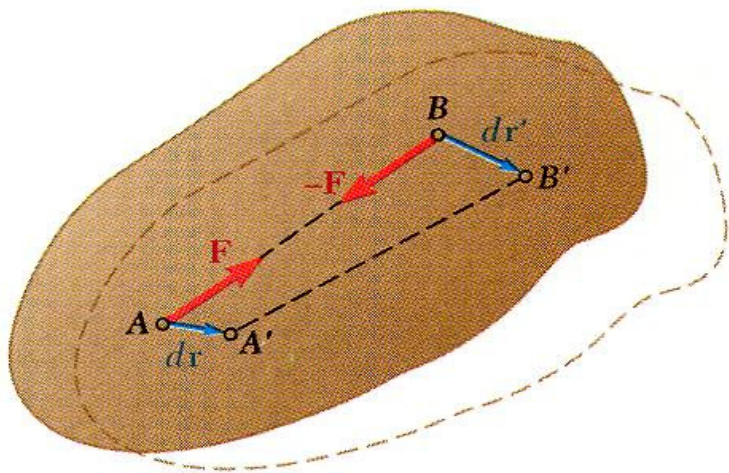
- Method of work and energy is well adapted to problems involving velocities and displacements. Main advantage is that the work and kinetic energy are scalar quantities.
- Assume that the rigid body is made of a large number of particles.

$$T_1 + U_{1 \rightarrow 2} = T_2$$

T_1, T_2 = initial and final total kinetic energy of particles forming body

$U_{1 \rightarrow 2}$ = total work of internal and external forces acting on particles of body.

- Internal forces between particles A and B are equal and opposite.
- In general, small displacements of the particles A and B are not equal but the components of the displacements along AB are equal.
- Therefore, *the net work of internal forces is zero.*



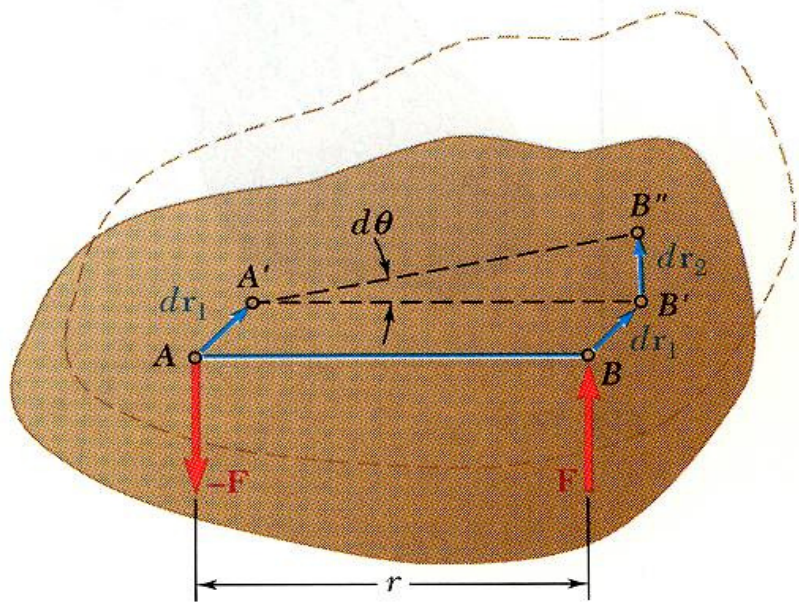
Vector Mechanics for Engineers: Dynamics

Work of Forces Acting on a Rigid Body

- Work of a force during a displacement of its point of application,

$$U_{1 \rightarrow 2} = \int_{A_1}^{A_2} \vec{F} \cdot d\vec{r} = \int_{s_1}^{s_2} (F \cos \alpha) ds$$

- Consider the net work of two forces \vec{F} and $-\vec{F}$ forming a couple of moment \vec{M} during a displacement of their points of application.



$$\begin{aligned} dU &= \vec{F} \cdot d\vec{r}_1 - \vec{F} \cdot d\vec{r}_1 + \vec{F} \cdot d\vec{r}_2 \\ &= F ds_2 = Fr d\theta \\ &= M d\theta \end{aligned}$$

$$\begin{aligned} U_{1 \rightarrow 2} &= \int_{\theta_1}^{\theta_2} M d\theta \\ &= M (\theta_2 - \theta_1) \quad \text{if } M \text{ is constant.} \end{aligned}$$

Vector Mechanics for Engineers: Dynamics

Work of Forces Acting on a Rigid Body

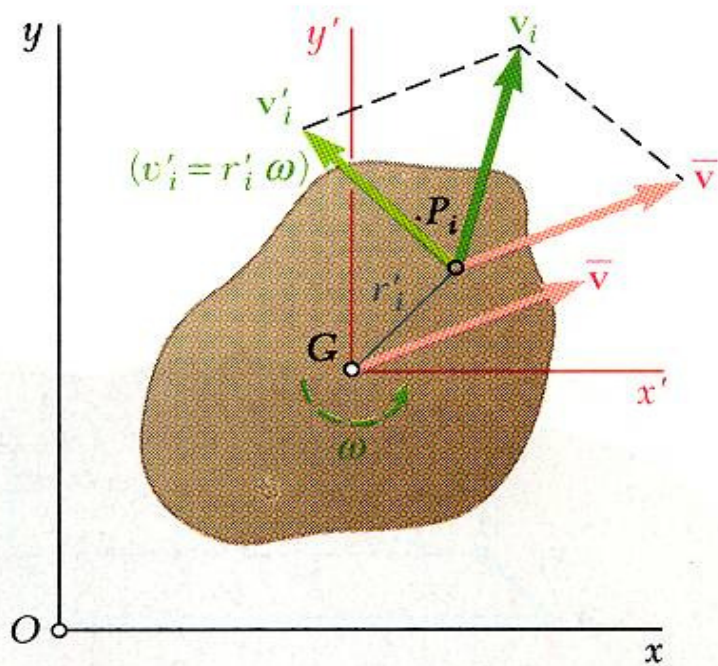
Forces acting on rigid bodies which do no work:

- Forces applied to fixed points:
 - reactions at a frictionless pin when the supported body rotates about the pin.
- Forces acting in a direction perpendicular to the displacement of their point of application:
 - reaction at a frictionless surface to a body moving along the surface
 - weight of a body when its center of gravity moves horizontally
- Friction force at the point of contact of a body rolling without sliding on a fixed surface.

$$dU = F ds_C = F (v_c dt) = 0$$

Vector Mechanics for Engineers: Dynamics

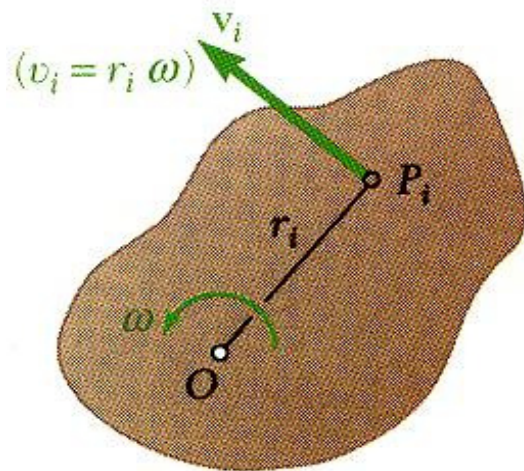
Kinetic Energy of a Rigid Body in Plane Motion



- Consider a rigid body of mass m in plane motion.

$$\begin{aligned} T &= \frac{1}{2} m \bar{v}^2 + \frac{1}{2} \sum \Delta m_i v_i'^2 \\ &= \frac{1}{2} m \bar{v}^2 + \frac{1}{2} (\sum r_i'^2 \Delta m_i) \omega^2 \\ &= \frac{1}{2} m \bar{v}^2 + \frac{1}{2} \bar{I} \omega^2 \end{aligned}$$

- Kinetic energy of a rigid body can be separated into:
 - the kinetic energy associated with the motion of the mass center G and
 - the kinetic energy associated with the rotation of the body about G .



- Consider a rigid body rotating about a fixed axis through O .

$$\begin{aligned} T &= \frac{1}{2} \sum \Delta m_i v_i^2 + \frac{1}{2} \sum \Delta m_i (r_i \omega)^2 + \frac{1}{2} (\sum r_i^2 \Delta m_i) \omega^2 \\ &= \frac{1}{2} I_O \omega^2 \end{aligned}$$

Vector Mechanics for Engineers: Dynamics

Systems of Rigid Bodies

- For problems involving systems consisting of several rigid bodies, the principle of work and energy can be applied to each body.

- We may also apply the principle of work and energy to the entire system,

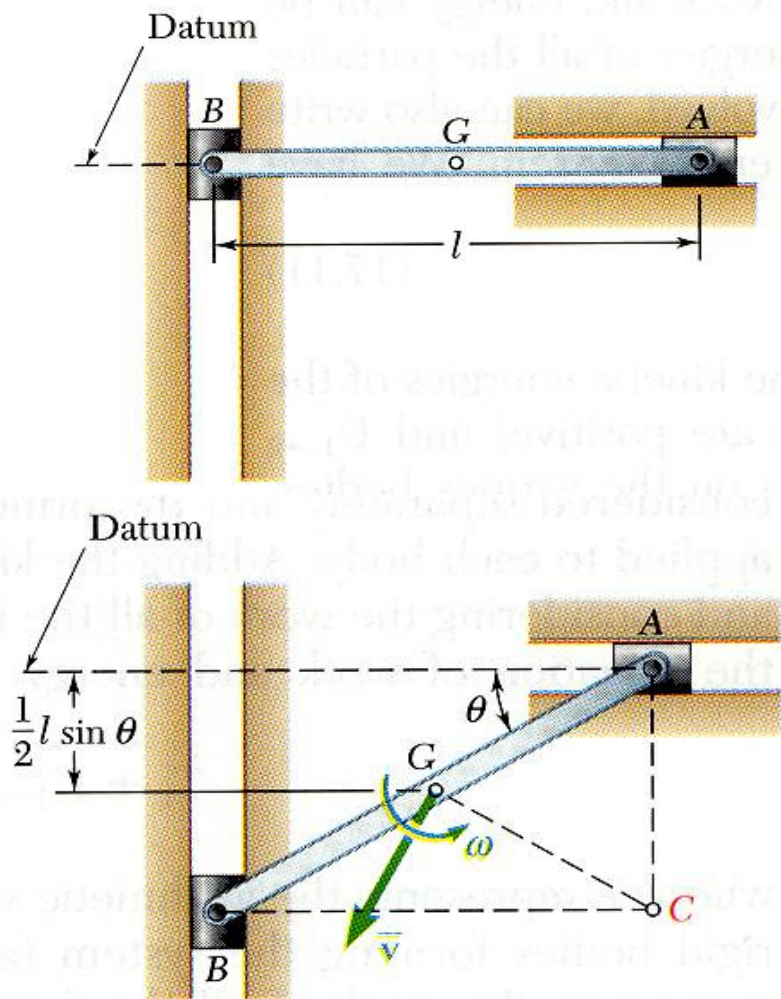
$$T_1 + U_{1 \rightarrow 2} = T_2 \quad T_1, T_2 = \text{arithmetic sum of the kinetic energies of all bodies forming the system}$$

$U_{1 \rightarrow 2}$ = work of all forces acting on the various bodies, whether these forces are internal or external to the system as a whole.

- For problems involving pin connected members, blocks and pulleys connected by inextensible cords, and meshed gears,
 - internal forces occur in pairs of equal and opposite forces
 - points of application of each pair move through equal distances
 - net work of the internal forces is zero
 - work on the system reduces to the work of the external forces

Vector Mechanics for Engineers: Dynamics

Conservation of Energy



- mass m
- released with zero velocity
- determine ω at θ

- Expressing the work of conservative forces as a change in potential energy, the principle of work and energy becomes

$$T_1 + V_1 = T_2 + V_2$$

- Consider the slender rod of mass m .

$$T_1 = 0, \quad V_1 = 0$$

$$T_2 = \frac{1}{2} m \bar{v}_2^2 + \frac{1}{2} \bar{I} \omega_2^2$$

$$= \frac{1}{2} m \left(\frac{1}{2} l \omega \right)^2 + \frac{1}{2} \left(\frac{1}{12} m l^2 \right) \omega^2 = \frac{1}{2} \frac{m l^2}{3} \omega^2$$

$$V_2 = -\frac{1}{2} W l \sin \theta = -\frac{1}{2} m g l \sin \theta$$

$$T_1 + V_1 = T_2 + V_2$$

$$0 = \frac{1}{2} \frac{m l^2}{3} \omega^2 - \frac{1}{2} m g l \sin \theta$$

$$\omega = \left(\frac{3g}{l} \sin \theta \right)$$

Power

- Power = rate at which work is done
- For a body acted upon by force \vec{F} and moving with velocity \vec{v} ,

$$\text{Power} = \frac{dU}{dt} = \vec{F} \cdot \vec{v}$$

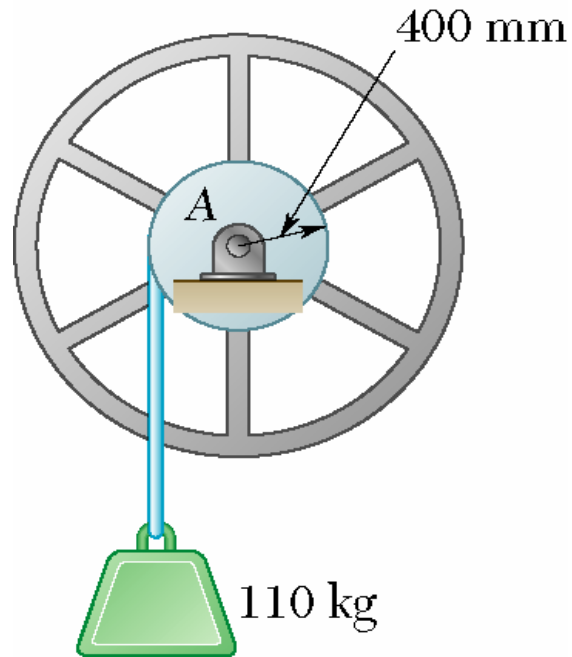
- For a rigid body rotating with an angular velocity $\vec{\omega}$ and acted upon by a couple of moment \vec{M} parallel to the axis of rotation,

$$\text{Power} = \frac{dU}{dt} = \frac{M d\theta}{dt} = M\omega$$



Vector Mechanics for Engineers: Dynamics

Sample Problem 17.1



For the drum and flywheel, $\bar{I} = 15 \text{ kg} \cdot \text{m}^2$.
 The bearing friction is equivalent to a couple of $80 \text{ N} \cdot \text{m}$. At the instant shown, the block is moving downward at 1.8 m/s .

Determine the velocity of the block after it has moved 1.2 m downward.

SOLUTION:

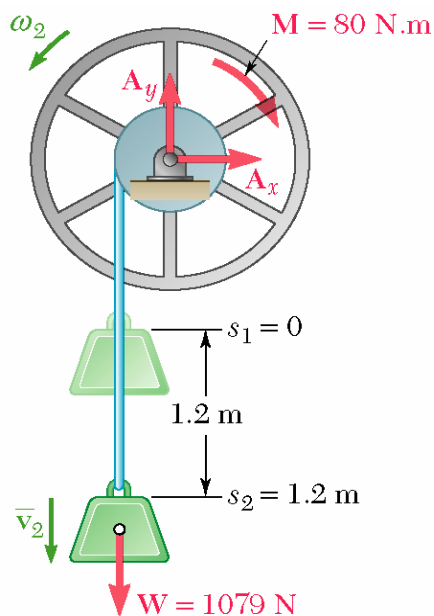
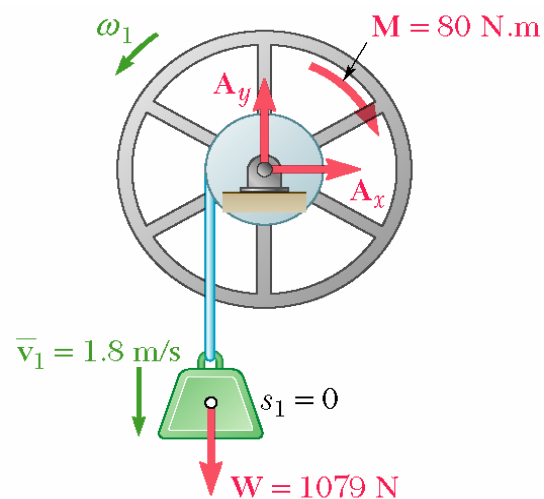
- Consider the system of the flywheel and block. The work done by the internal forces exerted by the cable cancels.
- Note that the velocity of the block and the angular velocity of the drum and flywheel are related by

$$\bar{v} = r\omega$$

- Apply the principle of work and kinetic energy to develop an expression for the final velocity.

Vector Mechanics for Engineers: Dynamics

Sample Problem 17.1



SOLUTION:

- Consider the system of the flywheel and block. The work done by the internal forces exerted by the cable cancels.
- Note that the velocity of the block and the angular velocity of the drum and flywheel are related by

$$\bar{v} = r\omega \quad \omega_1 = \frac{\bar{v}_1}{r} = \frac{1.8 \text{ m/s}}{0.4 \text{ m}} = 4.5 \text{ rad/s} \quad \omega_2 = \frac{\bar{v}_2}{r} = \frac{\bar{v}_2}{0.4}$$

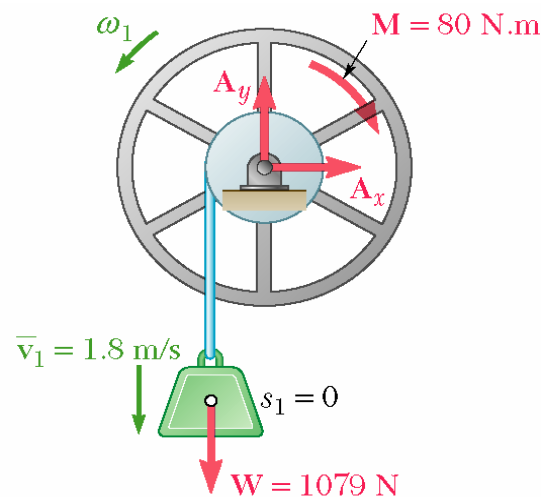
- Apply the principle of work and kinetic energy to develop an expression for the final velocity.

$$\begin{aligned} T_1 &= \frac{1}{2}mv_1^2 + \frac{1}{2}\bar{I}\omega_1^2 \\ &= \frac{1}{2}(110 \text{ kg})(1.8 \text{ m/s})^2 + \frac{1}{2}(15 \text{ kg} \cdot \text{m}^2)(4.5 \text{ rad/s})^2 \\ &= 330 \text{ J} \end{aligned}$$

$$\begin{aligned} T_2 &= \frac{1}{2}m\bar{v}_2^2 + \frac{1}{2}\bar{I}\omega_2^2 \\ &= \frac{1}{2}(110)\bar{v}_2^2 + \frac{1}{2}(15)\left(\frac{v_2}{0.4}\right)^2 = 101.9v_2^2 \end{aligned}$$

Vector Mechanics for Engineers: Dynamics

Sample Problem 17.1



$$T_1 = \frac{1}{2}mv_1^2 + \frac{1}{2}\bar{I}\omega_1^2 = 330\text{ J}$$

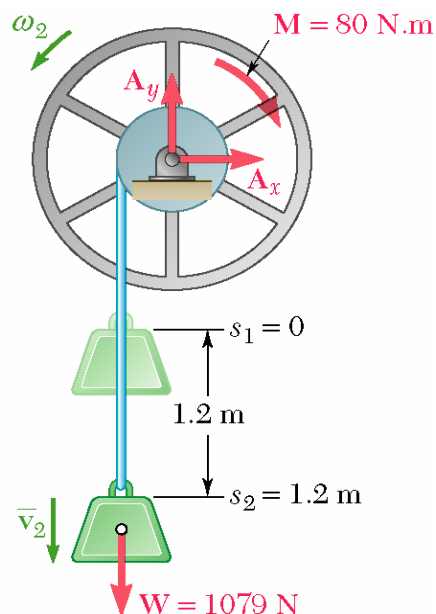
$$T_2 = \frac{1}{2}m\bar{v}_2^2 + \frac{1}{2}\bar{I}\omega_2^2 = 101.9v_2^2$$

- Note that the block displacement and pulley rotation are related by

$$\theta_2 = \frac{s_2}{r} = \frac{1.2\text{ m}}{0.4\text{ m}} = 3.0\text{ rad}$$

Then,

$$\begin{aligned} U_{1 \rightarrow 2} &= W(s_2 - s_1) - M(\theta_2 - \theta_1) \\ &= (1079\text{ N})(1.2\text{ m}) - (80\text{ N}\cdot\text{m})(3.0\text{ rad}) \\ &= 1054.8\text{ J} \end{aligned}$$



- Principle of work and energy:

$$T_1 + U_{1 \rightarrow 2} = T_2$$

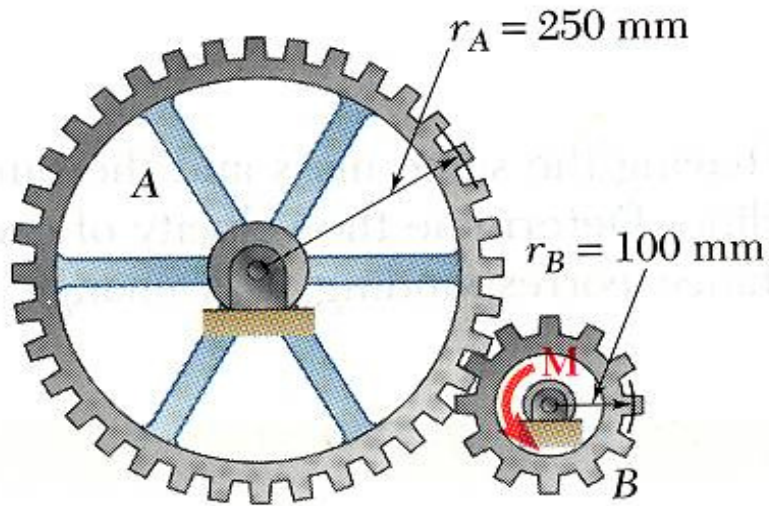
$$300\text{ J} + 1054.8\text{ J} = 101.9\bar{v}_2^2$$

$$\bar{v}_2 = 3.7\text{ m/s}$$

$$\bar{v}_2 = 3.7\text{ m/s} \downarrow$$

Vector Mechanics for Engineers: Dynamics

Sample Problem 17.2



$$m_A = 10 \text{ kg} \quad \bar{k}_A = 200 \text{ mm}$$

$$m_B = 3 \text{ kg} \quad \bar{k}_B = 80 \text{ mm}$$

The system is at rest when a moment of $M = 6 \text{ N} \cdot \text{m}$ is applied to gear B .

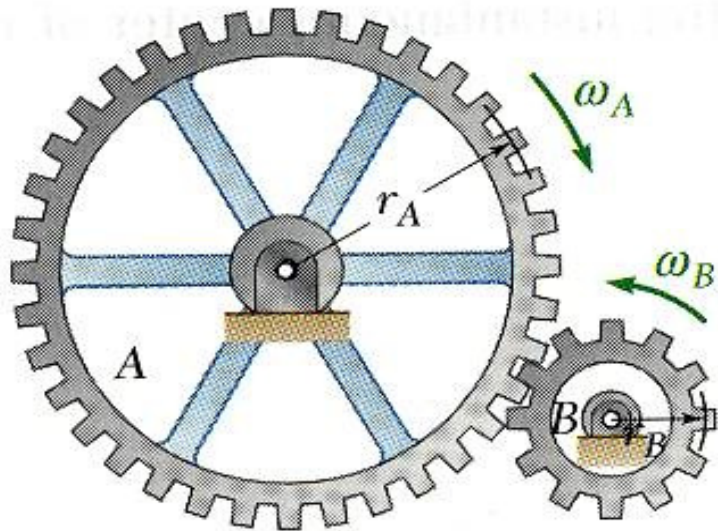
Neglecting friction, *a*) determine the number of revolutions of gear B before its angular velocity reaches 600 rpm, and *b*) tangential force exerted by gear B on gear A .

SOLUTION:

- Consider a system consisting of the two gears. Noting that the gear rotational speeds are related, evaluate the final kinetic energy of the system.
- Apply the principle of work and energy. Calculate the number of revolutions required for the work of the applied moment to equal the final kinetic energy of the system.
- Apply the principle of work and energy to a system consisting of gear A . With the final kinetic energy and number of revolutions known, calculate the moment and tangential force required for the indicated work.

Vector Mechanics for Engineers: Dynamics

Sample Problem 17.2



SOLUTION:

- Consider a system consisting of the two gears. Noting that the gear rotational speeds are related, evaluate the final kinetic energy of the system.

$$\omega_B = \frac{(600 \text{ rpm})(2\pi \text{ rad/rev})}{60 \text{ s/min}} = 62.8 \text{ rad/s}$$

$$\omega_A = \omega_B \frac{r_B}{r_A} = 62.8 \frac{0.100}{0.250} = 25.1 \text{ rad/s}$$

$$\bar{I}_A = m_A \bar{k}_A^2 = (10 \text{ kg})(0.200 \text{ m})^2 = 0.400 \text{ kg} \cdot \text{m}^2$$

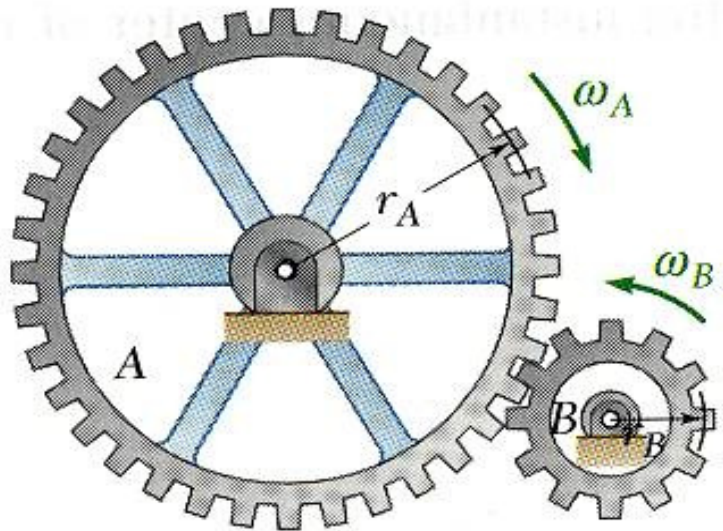
$$\bar{I}_B = m_B \bar{k}_B^2 = (3 \text{ kg})(0.080 \text{ m})^2 = 0.0192 \text{ kg} \cdot \text{m}^2$$

$$\begin{aligned} T_2 &= \frac{1}{2} \bar{I}_A \omega_A^2 + \frac{1}{2} \bar{I}_B \omega_B^2 \\ &= \frac{1}{2} (0.400) (25.1)^2 + \frac{1}{2} (0.0192) (62.8)^2 \\ &= 163.9 \text{ J} \end{aligned}$$



Vector Mechanics for Engineers: Dynamics

Sample Problem 17.2



- Apply the principle of work and energy. Calculate the number of revolutions required for the work.

$$T_1 + U_{1 \rightarrow 2} = T_2$$

$$0 + (6\theta_B)J = 163.9\text{J}$$

$$\theta_B = 27.32\text{ rad}$$

$$\theta_B = \frac{27.32}{2\pi} = 4.35\text{ rev}$$

- Apply the principle of work and energy to a system consisting of gear A. Calculate the moment and tangential force required for the indicated work.

$$\theta_A = \theta_B \frac{r_B}{r_A} = 27.32 \frac{0.100}{0.250} = 10.93\text{ rad}$$

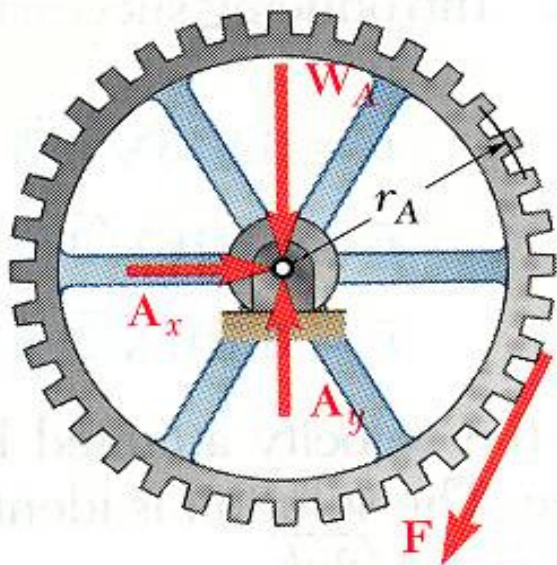
$$T_2 = \frac{1}{2} \bar{I}_A \omega_A^2 = \frac{1}{2} (0.400) (25.1)^2 = 126.0\text{ J}$$

$$T_1 + U_{1 \rightarrow 2} = T_2$$

$$0 + M_A (10.93\text{ rad}) = 126.0\text{ J}$$

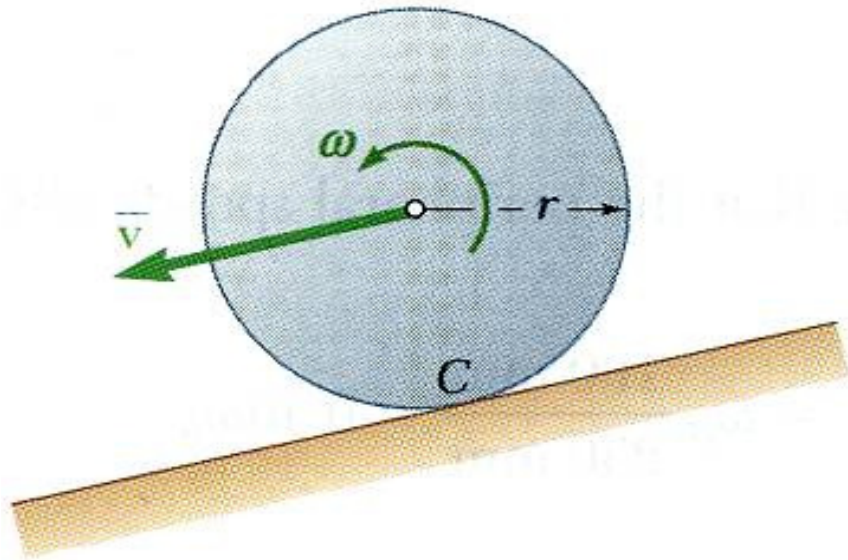
$$M_A = r_A F = 11.52\text{ N} \cdot \text{m}$$

$$F = \frac{11.52}{0.250} = 46.2\text{ N}$$



Vector Mechanics for Engineers: Dynamics

Sample Problem 17.3



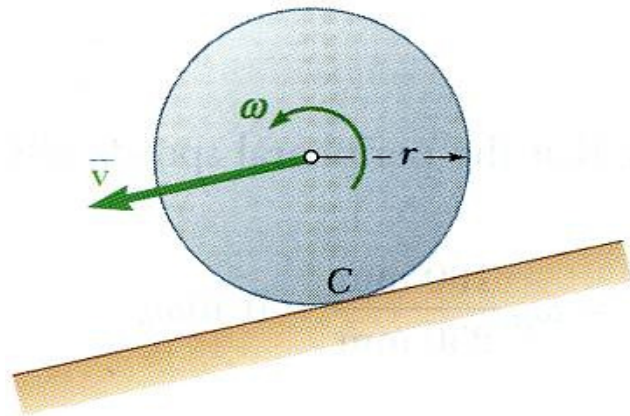
A sphere, cylinder, and hoop, each having the same mass and radius, are released from rest on an incline. Determine the velocity of each body after it has rolled through a distance corresponding to a change of elevation h .

SOLUTION:

- The work done by the weight of the bodies is the same. From the principle of work and energy, it follows that each body will have the same kinetic energy after the change of elevation.
- Because each of the bodies has a different centroidal moment of inertia, the distribution of the total kinetic energy between the linear and rotational components will be different as well.

Vector Mechanics for Engineers: Dynamics

Sample Problem 17.3



SOLUTION:

- The work done by the weight of the bodies is the same. From the principle of work and energy, it follows that each body will have the same kinetic energy after the change of elevation.

$$\text{With } \omega = \frac{\bar{v}}{r}$$

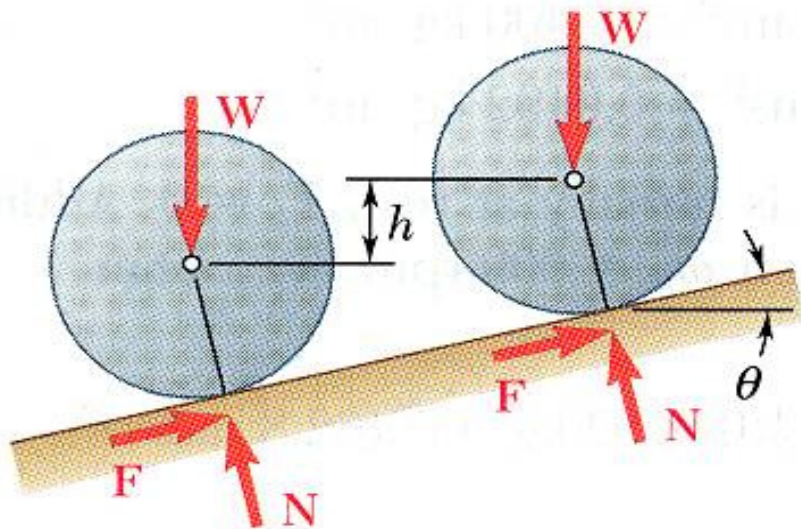
$$T_2 = \frac{1}{2}m\bar{v}^2 + \frac{1}{2}\bar{I}\omega^2 = \frac{1}{2}m\bar{v}^2 + \frac{1}{2}\bar{I}\left(\frac{\bar{v}}{r}\right)^2$$

$$= \frac{1}{2}\left(m + \frac{\bar{I}}{r^2}\right)\bar{v}^2$$

$$T_1 + U_{1 \rightarrow 2} = T_2$$

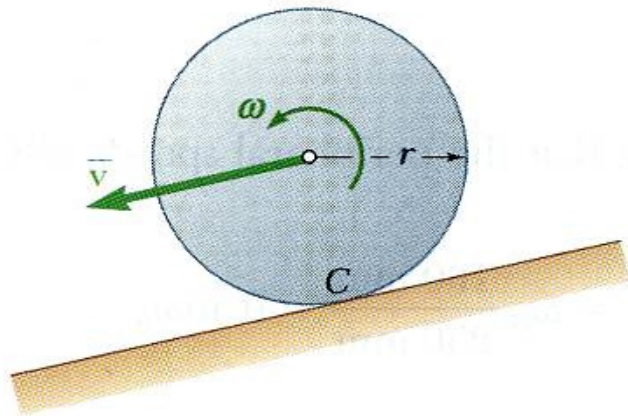
$$0 + Wh = \frac{1}{2}\left(m + \frac{\bar{I}}{r^2}\right)\bar{v}^2$$

$$\bar{v}^2 = \frac{2Wh}{m + \bar{I}/r^2} = \frac{2gh}{1 + \bar{I}/mr^2}$$



Vector Mechanics for Engineers: Dynamics

Sample Problem 17.3



- Because each of the bodies has a different centroidal moment of inertia, the distribution of the total kinetic energy between the linear and rotational components will be different as well.

$$\bar{v}^2 = \frac{2gh}{1 + \bar{I}/mr^2}$$

$$\text{Sphere : } \quad \bar{I} = \frac{2}{5}mr^2 \quad \bar{v} = 0.845\sqrt{2gh}$$

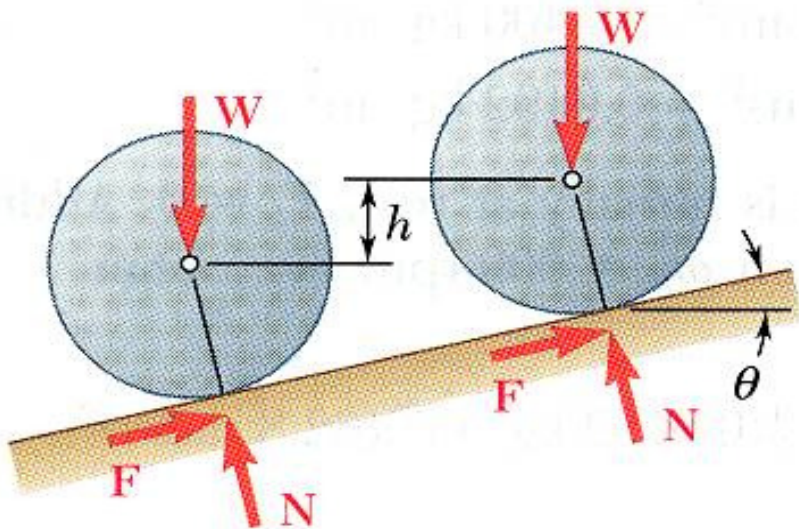
$$\text{Cylinder : } \quad \bar{I} = \frac{1}{2}mr^2 \quad \bar{v} = 0.816\sqrt{2gh}$$

$$\text{Hoop : } \quad \bar{I} = mr^2 \quad \bar{v} = 0.707\sqrt{2gh}$$

NOTE:

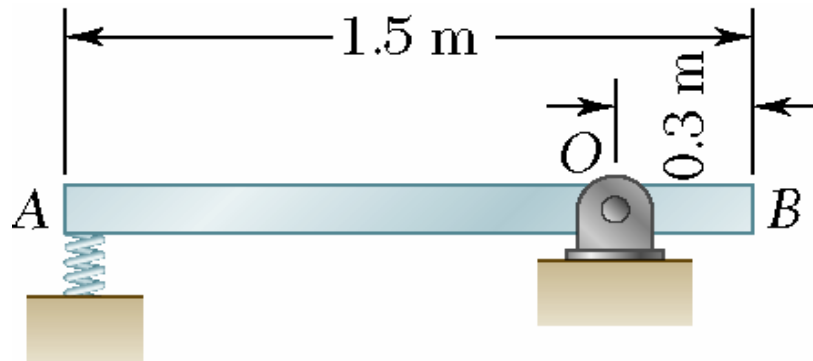
- For a frictionless block sliding through the same distance, $\omega = 0$, $\bar{v} = \sqrt{2gh}$
- The velocity of the body is independent of its mass and radius.
- The velocity of the body does depend on

$$\frac{\bar{I}}{mr^2} = \frac{\bar{k}^2}{r^2}$$



Vector Mechanics for Engineers: Dynamics

Sample Problem 17.4



A 15 kg slender rod pivots about the point O . The other end is pressed against a spring ($k = 324 \text{ kN/m}$) until the spring is compressed one inch and the rod is in a horizontal position.

If the rod is released from this position, determine its angular velocity and the reaction at the pivot as the rod passes through a vertical position.

SOLUTION:

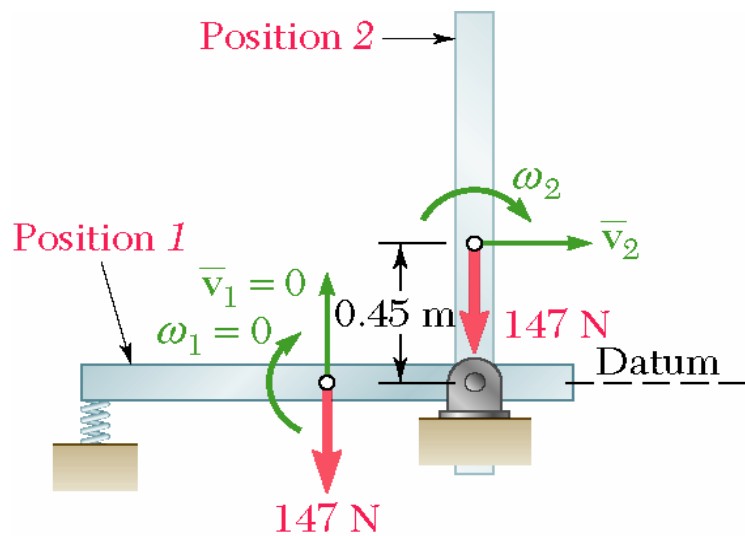
- The weight and spring forces are conservative. The principle of work and energy can be expressed as

$$T_1 + V_1 = T_2 + V_2$$

- Evaluate the initial and final potential energy.
- Express the final kinetic energy in terms of the final angular velocity of the rod.
- Based on the free-body-diagram equation, solve for the reactions at the pivot.

Vector Mechanics for Engineers: Dynamics

Sample Problem 17.4



SOLUTION:

- The weight and spring forces are conservative. The principle of work and energy can be expressed as

$$T_1 + V_1 = T_2 + V_2$$

- Evaluate the initial and final potential energy.

$$\begin{aligned} V_1 &= V_g + V_e = 0 + \frac{1}{2} kx_1^2 = \frac{1}{2} (324 \text{ kN/m})(0.025 \text{ m})^2 \\ &= 101.25 \text{ J} = 101.25 \text{ J} \end{aligned}$$

$$\begin{aligned} V_2 &= V_g + V_e = Wh + 0 = (147 \text{ N})(0.45 \text{ m}) \\ &= 66.2 \text{ J} \end{aligned}$$

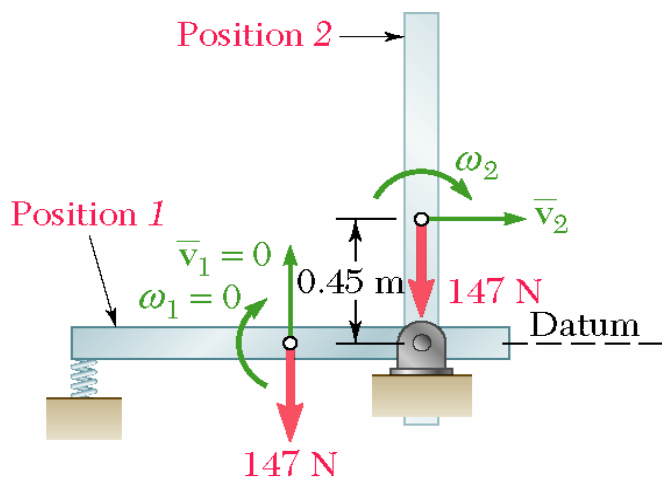
- Express the final kinetic energy in terms of the angular velocity of the rod.

$$\begin{aligned} T_2 &= \frac{1}{2} m\bar{v}_2^2 + \frac{1}{2} \bar{I} \omega_2^2 = \frac{1}{2} m(r\omega_2)^2 + \frac{1}{2} \bar{I} \omega_2^2 \\ &= \frac{1}{2} (15)(0.45\omega_2)^2 + \frac{1}{2} (2.81)\omega_2^2 = 2.92\omega_2^2 \end{aligned}$$

$$\begin{aligned} \bar{I} &= \frac{1}{12} ml^2 \\ &= \frac{1}{12} (15 \text{ kg})(1.5 \text{ m})^2 \\ &= 2.81 \text{ kg} \cdot \text{m}^2 \end{aligned}$$

Vector Mechanics for Engineers: Dynamics

Sample Problem 17.4



From the principle of work and energy,

$$T_1 + V_1 = T_2 + V_2$$

$$0 + 101.25 \text{ J} = 2.92 \omega_2^2 + 66.2$$

$$\omega_2 = 3.46 \text{ rad/s} \downarrow$$

- Based on the free-body-diagram equation, solve for the reactions at the pivot.

$$\bar{a}_n = \bar{r} \omega_2^2 = (0.45 \text{ m})(3.46 \text{ rad/s})^2 = 5.39 \text{ m/s}^2 \quad \vec{a}_n = 5.39 \text{ m/s}^2 \downarrow$$

$$\bar{a}_t = r \alpha \quad \vec{a}_t = r \alpha \rightarrow$$

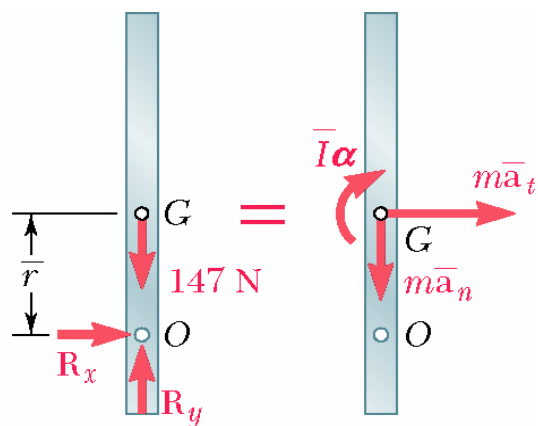
$$+\curvearrowright \sum M_O = \sum (M_O)_{eff} \quad 0 = \bar{I} \alpha + m(\bar{r} \alpha) \bar{r} \quad \alpha = 0$$

$$+\rightarrow \sum F_x = \sum (F_x)_{eff} \quad R_x = m(\bar{r} \alpha) \quad R_x = 0$$

$$+\uparrow \sum F_y = \sum (F_y)_{eff} \quad R_y - 147 \text{ N} = -m a_n$$

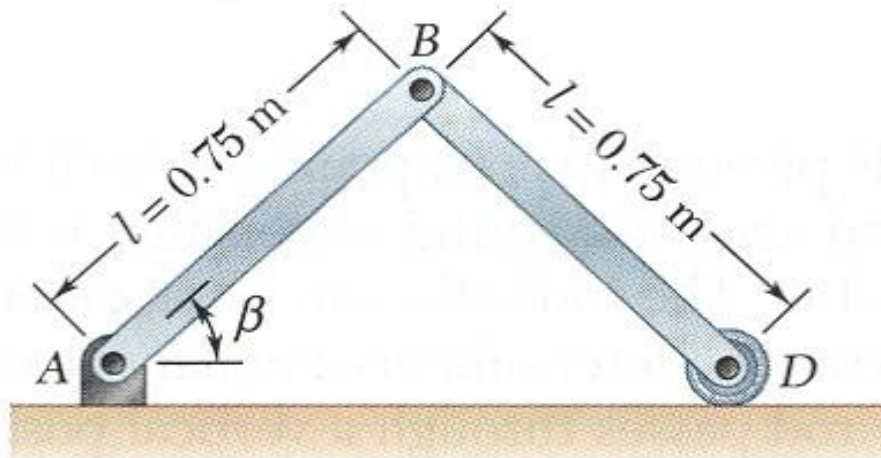
$$= -\frac{147 \text{ N}}{15 \text{ m/s}^2} (5.39 \text{ m/s}^2)$$

$$R_y = 66.15 \text{ N} \quad \vec{R} = 66.15 \uparrow$$



Vector Mechanics for Engineers: Dynamics

Sample Problem 17.5



Each of the two slender rods has a mass of 6 kg. The system is released from rest with $\beta = 60^\circ$.

Determine *a*) the angular velocity of rod *AB* when $\beta = 20^\circ$, and *b*) the velocity of the point *D* at the same instant.

SOLUTION:

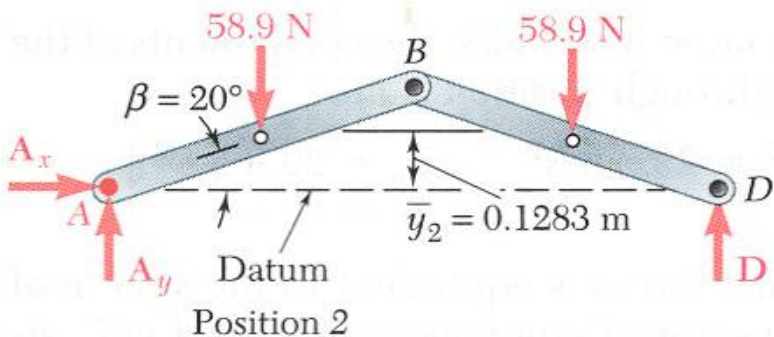
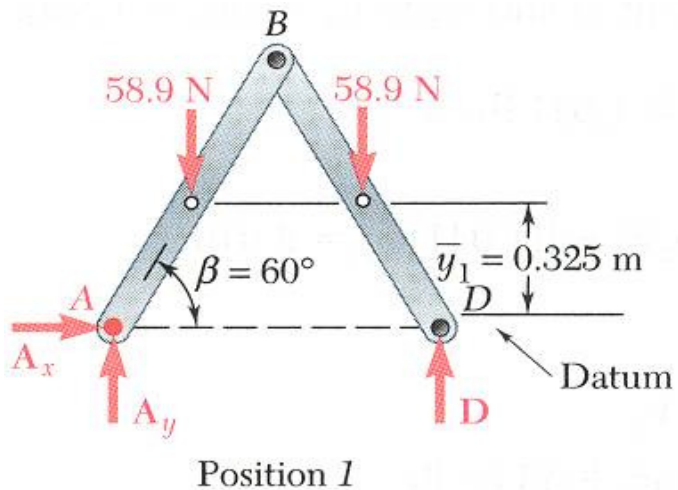
- Consider a system consisting of the two rods. With the conservative weight force,

$$T_1 + V_1 = T_2 + V_2$$

- Evaluate the initial and final potential energy.
- Express the final kinetic energy of the system in terms of the angular velocities of the rods.
- Solve the energy equation for the angular velocity, then evaluate the velocity of the point *D*.

Vector Mechanics for Engineers: Dynamics

Sample Problem 17.5



SOLUTION:

- Consider a system consisting of the two rods. With the conservative weight force,

$$T_1 + V_1 = T_2 + V_2$$

- Evaluate the initial and final potential energy.

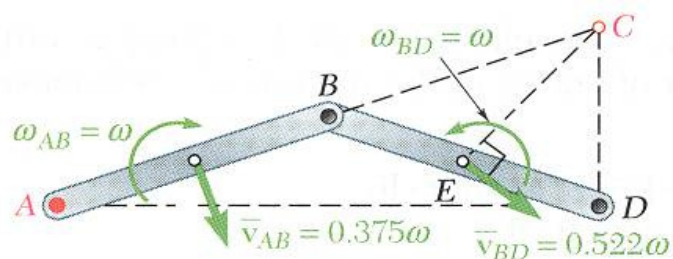
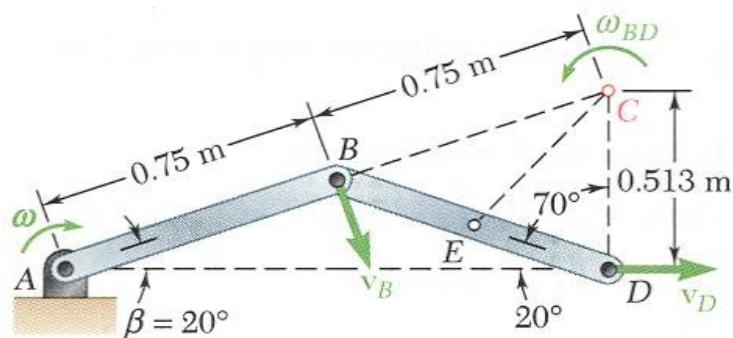
$$\begin{aligned} V_1 &= 2Wy_1 = 2(58.86 \text{ N})(0.325 \text{ m}) \\ &= 38.26 \text{ J} \end{aligned}$$

$$\begin{aligned} V_2 &= 2Wy_2 = 2(58.86 \text{ N})(0.1283 \text{ m}) \\ &= 15.10 \text{ J} \end{aligned}$$

$$\begin{aligned} W &= mg = (6 \text{ kg})(9.81 \text{ m/s}^2) \\ &= 58.86 \text{ N} \end{aligned}$$

Vector Mechanics for Engineers: Dynamics

Sample Problem 17.5



- Express the final kinetic energy of the system in terms of the angular velocities of the rods.

$$\vec{v}_{AB} = (0.375 \text{ m})\omega \searrow$$

Since \vec{v}_B is perpendicular to AB and \vec{v}_D is horizontal, the instantaneous center of rotation for rod BD is C .

$$BC = 0.75 \text{ m} \quad CD = 2(0.75 \text{ m})\sin 20^\circ = 0.513 \text{ m}$$

and applying the law of cosines to CDE , $EC = 0.522 \text{ m}$

Consider the velocity of point B

$$v_B = (AB)\omega = (BC)\omega_{AB} \quad \vec{\omega}_{BD} = \omega \curvearrowright$$

$$\vec{v}_{BD} = (0.522 \text{ m})\omega \searrow$$

For the final kinetic energy,

$$\bar{I}_{AB} = \bar{I}_{BD} = \frac{1}{12}ml^2 = \frac{1}{12}(6 \text{ kg})(0.75 \text{ m})^2 = 0.281 \text{ kg} \cdot \text{m}^2$$

$$T_2 = \frac{1}{12}m\bar{v}_{AB}^2 + \frac{1}{2}\bar{I}_{AB}\omega_{AB}^2 + \frac{1}{12}m\bar{v}_{BD}^2 + \frac{1}{2}\bar{I}_{BD}\omega_{BD}^2$$

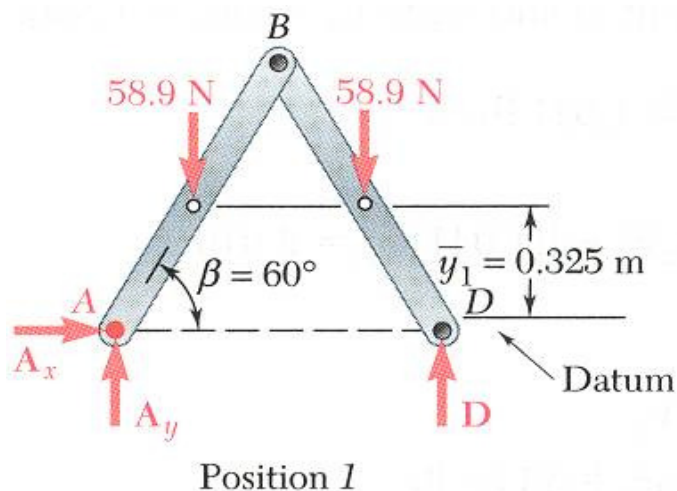
$$= \frac{1}{12}(6)(0.375\omega)^2 + \frac{1}{2}(0.281)\omega^2 + \frac{1}{12}(6)(0.522\omega)^2 + \frac{1}{2}(0.281)\omega^2$$

$$= 1.520\omega^2$$

Vector Mechanics for Engineers: Dynamics

Sample Problem 17.5

- Solve the energy equation for the angular velocity, then evaluate the velocity of the point D .



$$T_1 + V_1 = T_2 + V_2$$

$$0 + 38.26\text{J} = 1.520\omega^2 + 15.10\text{J}$$

$$\omega = 3.90\text{rad/s}$$

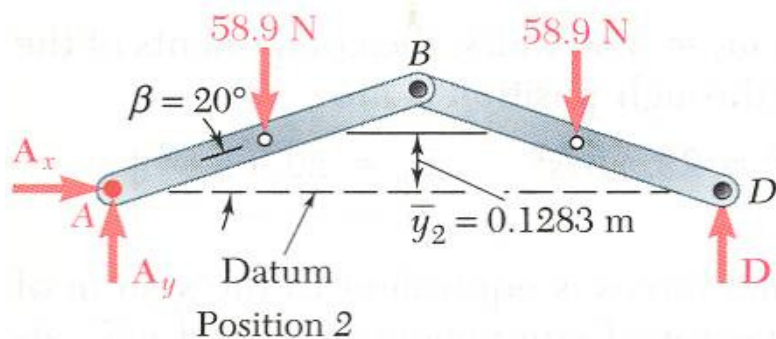
$$\vec{\omega}_{AB} = 3.90\text{ rad/s} \curvearrowright$$

$$v_D = (CD)\omega$$

$$= (0.513\text{m})(3.90\text{rad/s})$$

$$= 2.00\text{m/s}$$

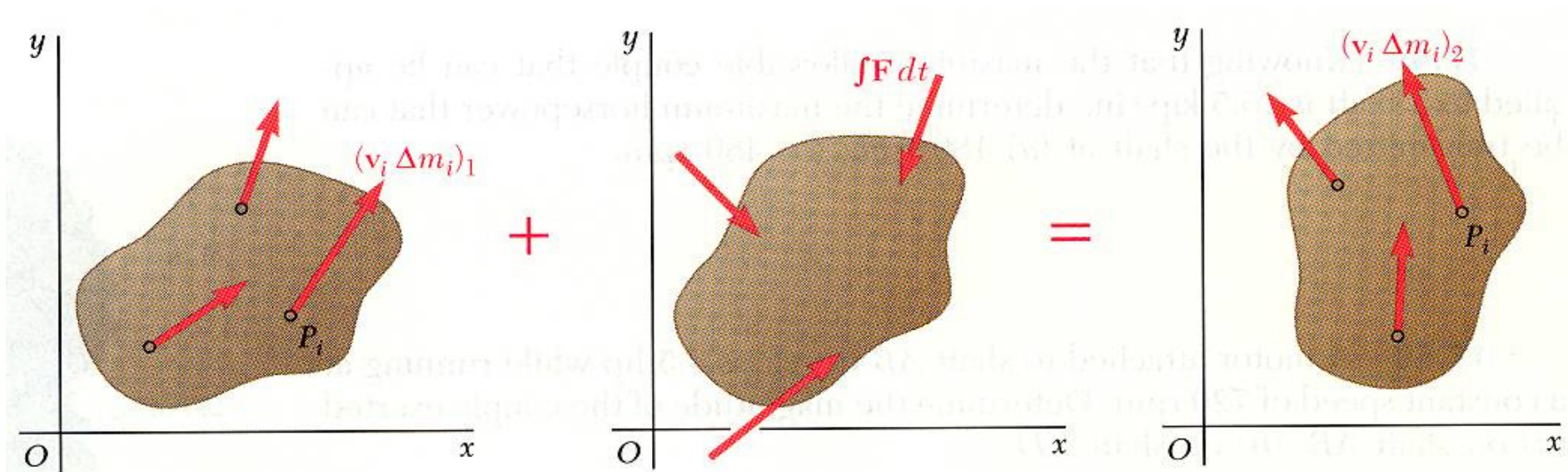
$$\vec{v}_D = 2.00\text{ m/s} \rightarrow$$



Vector Mechanics for Engineers: Dynamics

Principle of Impulse and Momentum

- Method of impulse and momentum:
 - well suited to the solution of problems involving time and velocity
 - the only practicable method for problems involving impulsive motion and impact.



$$\text{Sys Momenta}_1 + \text{Sys Ext Imp}_{1-2} = \text{Sys Momenta}_2$$

Vector Mechanics for Engineers: Dynamics

Principle of Impulse and Momentum

- The momenta of the particles of a system may be reduced to a vector attached to the mass center equal to their sum,

$$\vec{L} = \sum \vec{v}_i \Delta m_i = m \vec{v}$$

and a couple equal to the sum of their moments about the mass center,

$$\vec{H}_G = \sum \vec{r}'_i \times \vec{v}_i \Delta m_i$$

- For the plane motion of a rigid slab or of a rigid body symmetrical with respect to the reference plane,

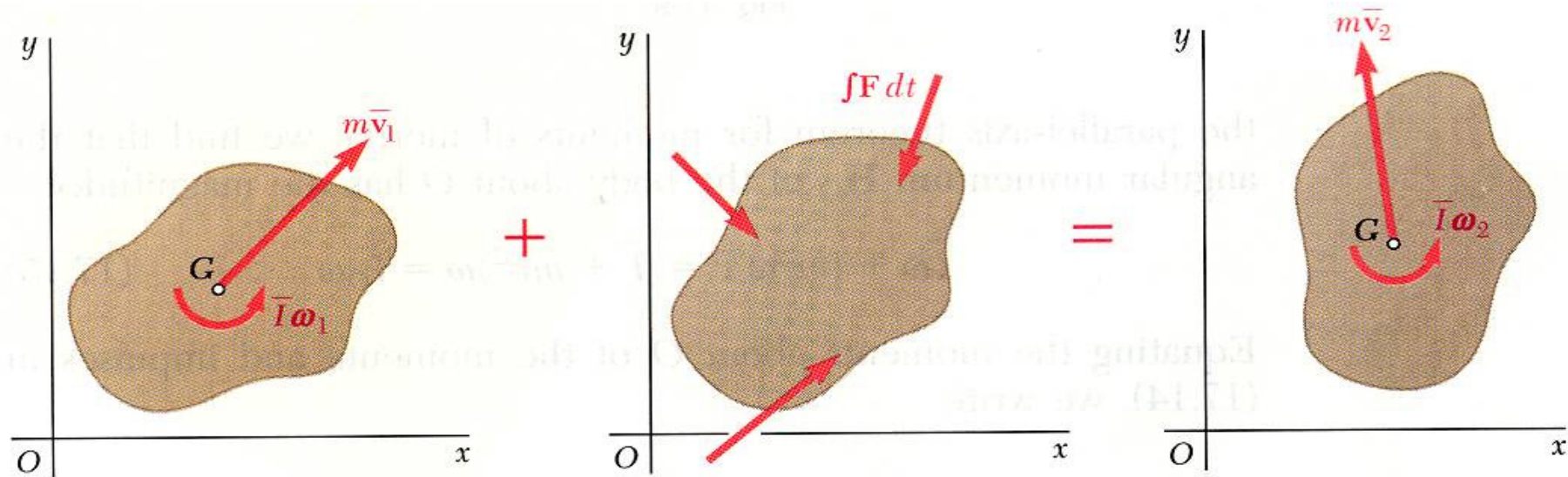
$$\vec{H}_G = \bar{I} \omega$$



Vector Mechanics for Engineers: Dynamics

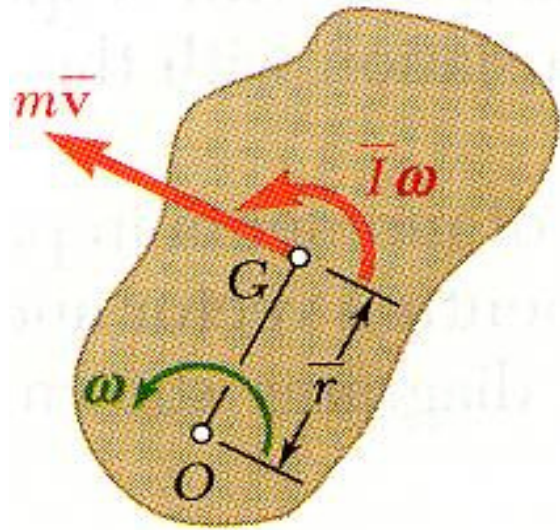
Principle of Impulse and Momentum

- Principle of impulse and momentum for the plane motion of a rigid slab or of a rigid body symmetrical with respect to the reference plane expressed as a *free-body-diagram equation*,



- Leads to three equations of motion:
 - summing and equating momenta and impulses in the x and y directions
 - summing and equating the moments of the momenta and impulses with respect to any given point

Principle of Impulse and Momentum



- Noncentroidal rotation:

- The angular momentum about O

$$\begin{aligned} I_O \omega &= \bar{I} \omega + (m \bar{v}) \bar{r} \\ &= \bar{I} \omega + (m \bar{r} \omega) \bar{r} \\ &= (\bar{I} + m \bar{r}^2) \omega \end{aligned}$$

- Equating the moments of the momenta and impulses about O ,

$$I_O \omega_1 + \sum \int_{t_1}^{t_2} M_O dt = I_O \omega_2$$



Vector Mechanics for Engineers: Dynamics

Systems of Rigid Bodies

- Motion of several rigid bodies can be analyzed by applying the principle of impulse and momentum to each body separately.
- For problems involving no more than three unknowns, it may be convenient to apply the principle of impulse and momentum to the system as a whole.
- For each moving part of the system, the diagrams of momenta should include a momentum vector and/or a momentum couple.
- Internal forces occur in equal and opposite pairs of vectors and do not generate nonzero net impulses.



Vector Mechanics for Engineers: Dynamics

Conservation of Angular Momentum

- When no external force acts on a rigid body or a system of rigid bodies, the system of momenta at t_1 is equipollent to the system at t_2 . The total linear momentum and angular momentum about any point are conserved,

$$\vec{L}_1 = \vec{L}_2 \quad (H_0)_1 = (H_0)_2$$

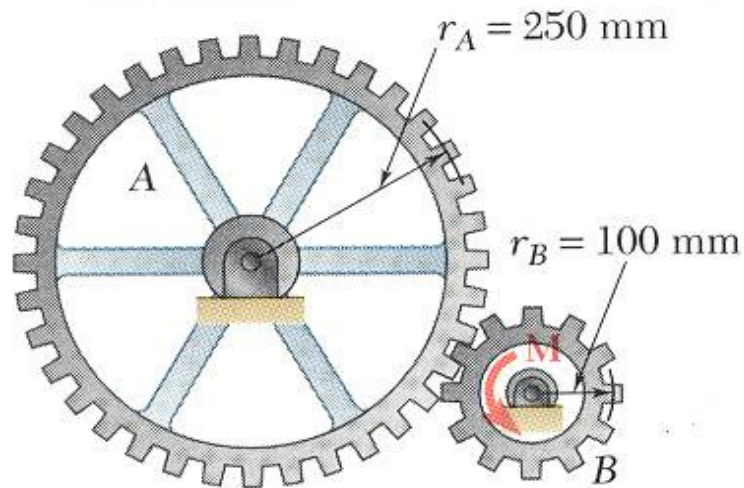
- When the sum of the angular impulses pass through O , the linear momentum may not be conserved, yet the angular momentum about O is conserved,

$$(H_0)_1 = (H_0)_2$$

- Two additional equations may be written by summing x and y components of momenta and may be used to determine two unknown linear impulses, such as the impulses of the reaction components at a fixed point.

Vector Mechanics for Engineers: Dynamics

Sample Problem 17.6



$$m_A = 10 \text{ kg} \quad \bar{k}_A = 200 \text{ mm}$$

$$m_B = 3 \text{ kg} \quad \bar{k}_B = 80 \text{ mm}$$

The system is at rest when a moment of $M = 6 \text{ N} \cdot \text{m}$ is applied to gear B .

Neglecting friction, *a*) determine the time required for gear B to reach an angular velocity of 600 rpm, and *b*) the tangential force exerted by gear B on gear A .

SOLUTION:

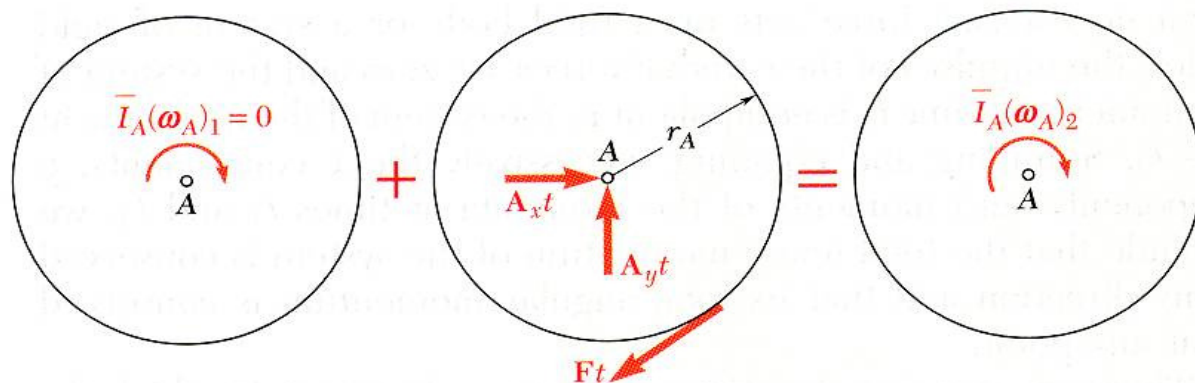
- Considering each gear separately, apply the method of impulse and momentum.
- Solve the angular momentum equations for the two gears simultaneously for the unknown time and tangential force.

Vector Mechanics for Engineers: Dynamics

Sample Problem 17.6

SOLUTION:

- Considering each gear separately, apply the method of impulse and momentum.

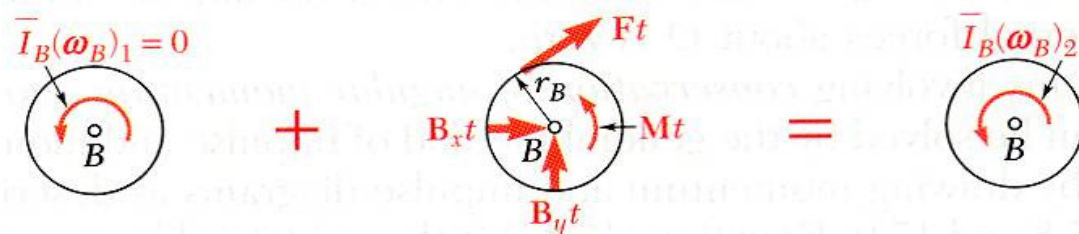


+ \curvearrowright moments about A:

$$0 - Ftr_A = -\bar{I}_A(\omega_A)_2$$

$$Ft(0.250 \text{ m}) = (0.400 \text{ kg} \cdot \text{m})(25.1 \text{ rad/s})$$

$$Ft = 40.2 \text{ N} \cdot \text{s}$$



+ \curvearrowright moments about B:

$$0 + Mt - Ftr_B = \bar{I}_B(\omega_B)_2$$

$$(6 \text{ N} \cdot \text{m})t - Ft(0.100 \text{ m})$$

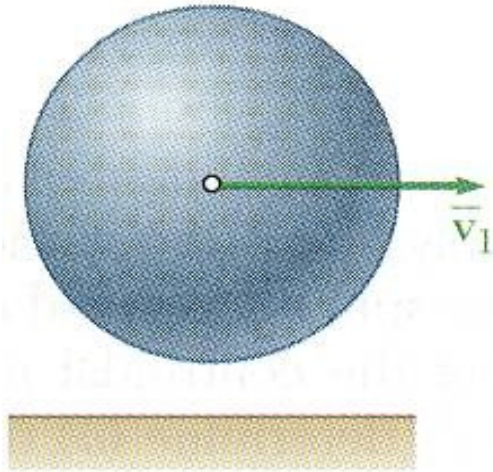
$$= (0.0192 \text{ kg} \cdot \text{m}^2)(62.8 \text{ rad/s})$$

- Solve the angular momentum equations for the two gears simultaneously for the unknown time and tangential force.

$$t = 0.871 \text{ s} \quad F = 46.2 \text{ N}$$

Vector Mechanics for Engineers: Dynamics

Sample Problem 17.7



Uniform sphere of mass m and radius r is projected along a rough horizontal surface with a linear velocity \bar{v}_1 and no angular velocity. The coefficient of kinetic friction is μ_k .

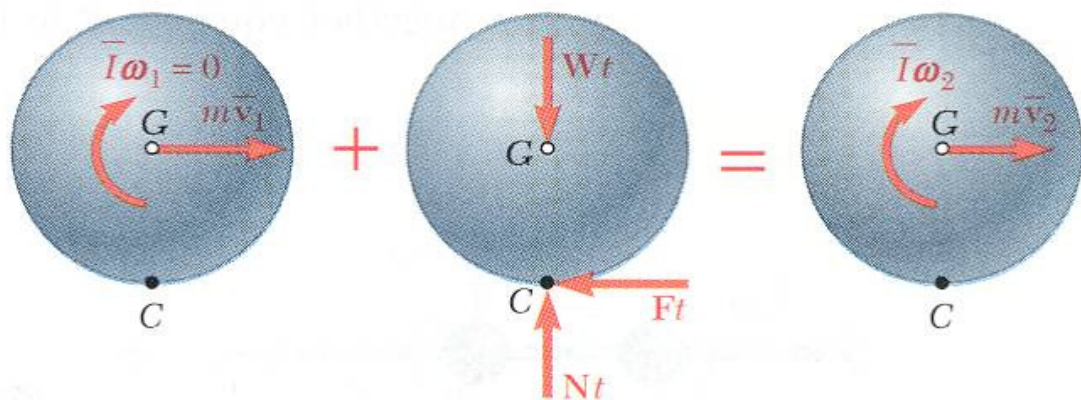
Determine *a*) the time t_2 at which the sphere will start rolling without sliding and *b*) the linear and angular velocities of the sphere at time t_2 .

SOLUTION:

- Apply principle of impulse and momentum to find variation of linear and angular velocities with time.
- Relate the linear and angular velocities when the sphere stops sliding by noting that the velocity of the point of contact is zero at that instant.
- Substitute for the linear and angular velocities and solve for the time at which sliding stops.
- Evaluate the linear and angular velocities at that instant.

Vector Mechanics for Engineers: Dynamics

Sample Problem 17.7



$$\text{Sys Momenta}_1 + \text{Sys Ext Imp}_{1-2} = \text{Sys Momenta}_2$$

+↑ y components:

$$Nt - Wt = 0$$

$$N = W = mg$$

+→ x components:

$$m\bar{v}_1 - Ft = m\bar{v}_2$$

$$m\bar{v}_1 - \mu_k mgt = m\bar{v}_2$$

$$\bar{v}_2 = \bar{v}_1 - \mu_k gt$$

$$\bar{v}_2 = r\omega_2$$

$$\bar{v}_1 - \mu_k gt = r \left(\frac{5}{2} \frac{\mu_k g}{r} t \right)$$

+⌋ moments about G:

$$Ftr = \bar{I}\omega_2$$

$$(\mu_k mg)tr = \left(\frac{2}{5} mr^2 \right) \omega_2$$

$$\omega_2 = \frac{5}{2} \frac{\mu_k g}{r} t$$

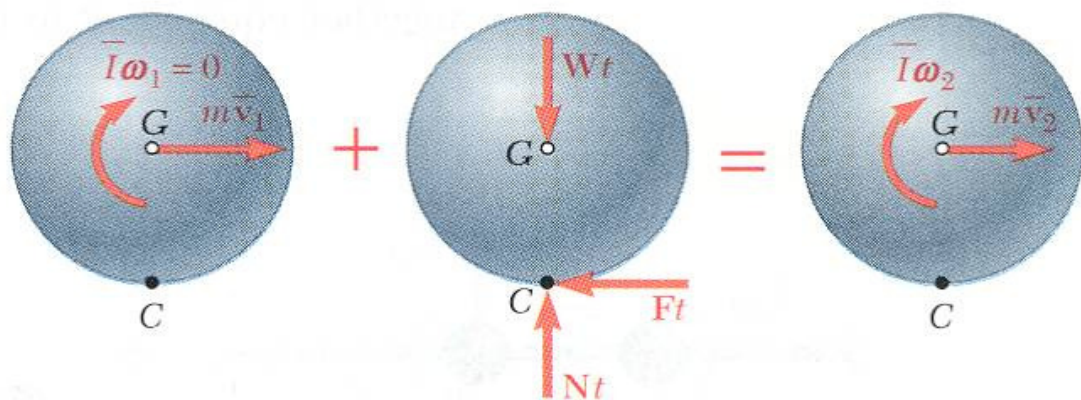
SOLUTION:

- Apply principle of impulse and momentum to find variation of linear and angular velocities with time.
- Relate linear and angular velocities when sphere stops sliding by noting that velocity of point of contact is zero at that instant.
- Substitute for the linear and angular velocities and solve for the time at which sliding stops.

$$t = \frac{2}{7} \frac{\bar{v}_1}{\mu_k g}$$

Vector Mechanics for Engineers: Dynamics

Sample Problem 17.7



- Evaluate the linear and angular velocities at that instant.

$$\bar{v}_2 = \bar{v}_1 - \mu_k g \left(\frac{2}{7} \frac{\bar{v}_1}{\mu_k g} \right)$$

$$\bar{v}_2 = \frac{5}{7} \bar{v}_1 \rightarrow$$

$$\text{Sys Momenta}_1 + \text{Sys Ext Imp}_{1-2} = \text{Sys Momenta}_2$$

$$+\uparrow \text{ y components: } \quad N = W = mg$$

$$+\rightarrow \text{ x components: } \quad \bar{v}_2 = \bar{v}_1 - \mu_k g t$$

$$+\curvearrowright \text{ moments about G: } \quad \omega_2 = \frac{5}{2} \frac{\mu_k g}{r} t$$

$$\bar{v}_2 = r \omega_2$$

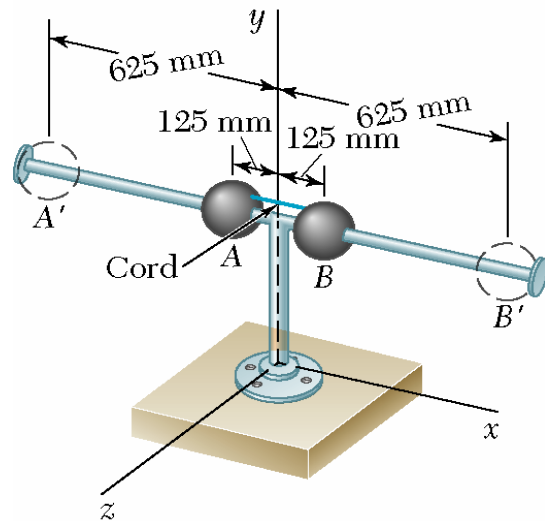
$$\bar{v}_1 - \mu_k g t = r \left(\frac{5}{2} \frac{\mu_k g}{r} t \right) \quad \boxed{t = \frac{2}{7} \frac{\bar{v}_1}{\mu_k g}}$$

$$\omega_2 = \frac{5}{2} \frac{\mu_k g}{r} \left(\frac{2}{7} \frac{\bar{v}_1}{\mu_k g} \right)$$

$$\omega_2 = \frac{5}{7} \frac{\bar{v}_1}{r} \curvearrowright$$

Vector Mechanics for Engineers: Dynamics

Sample Problem 17.8



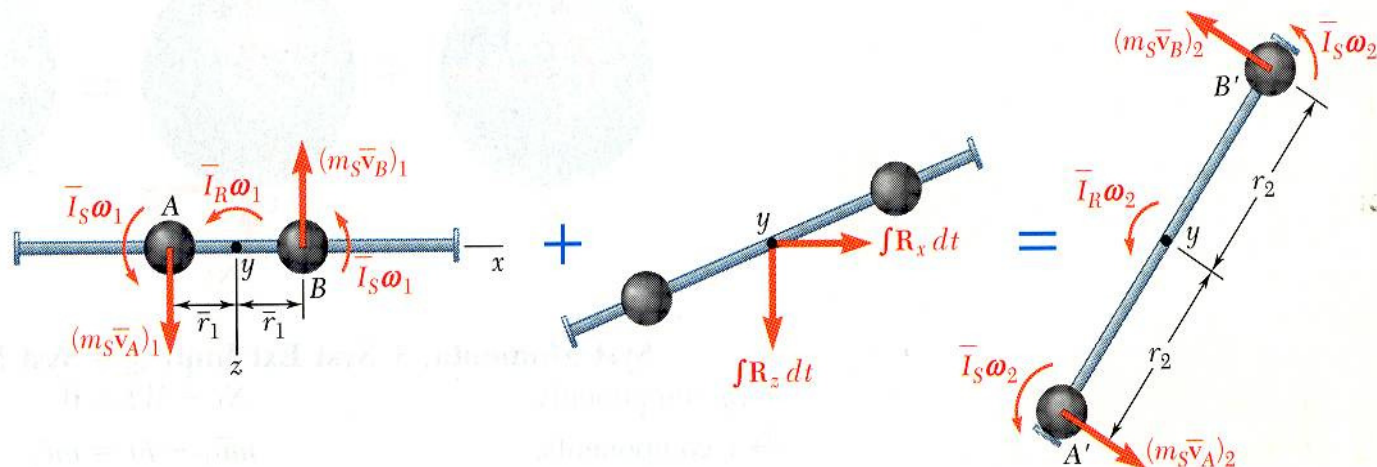
Two solid spheres (radius = 75 mm, $W = 1$ kg) are mounted on a spinning horizontal rod ($\bar{I}_R = 0.3 \text{ kg} \cdot \text{m}^2$, $\omega = 6 \text{ rad/sec}$) as shown. The balls are held together by a string which is suddenly cut. Determine *a*) angular velocity of the rod after the balls have moved to A' and B' , and *b*) the energy lost due to the plastic impact of the spheres and stops.

SOLUTION:

- Observing that none of the external forces produce a moment about the y axis, the angular momentum is conserved.
- Equate the initial and final angular momenta. Solve for the final angular velocity.
- The energy lost due to the plastic impact is equal to the change in kinetic energy of the system.

Vector Mechanics for Engineers: Dynamics

Sample Problem 17.8



$$\text{Sys Momenta}_1 + \text{Sys Ext Imp}_{1-2} = \text{Sys Momenta}_2$$

$$2[(m_s \bar{r}_1 \omega_1) \bar{r}_1 + \bar{I}_S \omega_1] + \bar{I}_R \omega_1 = 2[(m_s \bar{r}_2 \omega_2) \bar{r}_2 + \bar{I}_S \omega_2] + \bar{I}_R \omega_2$$

$$\omega_2 = \omega_1 \frac{m_s \bar{r}_1^2 + \bar{I}_S + \bar{I}_R}{m_s \bar{r}_2^2 + \bar{I}_S + \bar{I}_R}$$

$$\omega_1 = 6 \text{ rad/s} \quad \bar{I}_R = 0.3 \text{ kg} \cdot \text{m}^2$$

$$\bar{I}_S = \frac{2}{5} m a^2 = \frac{2}{5} (1 \text{ kg})(0.075 \text{ m})^2 = 2.25 \times 10^{-3} \text{ kg} \cdot \text{m}^2$$

$$m_s \bar{r}_1^2 = (1)(0.125)^2 = 15.625 \times 10^{-3} \quad m_s \bar{r}_2^2 = (1)(0.625)^2 = 390.625 \times 10^{-3}$$

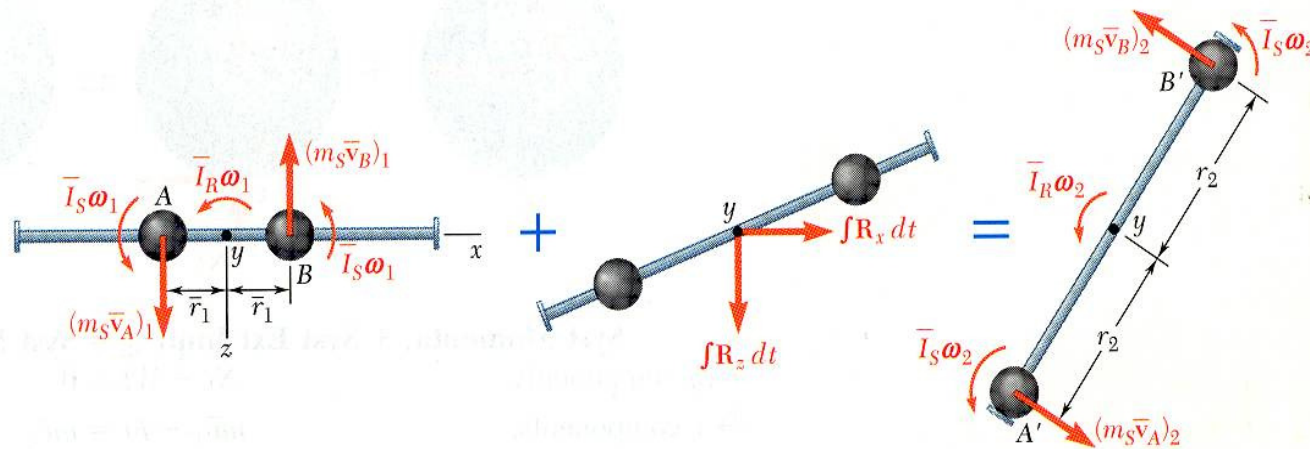
$$\omega_2 = 2.08 \text{ rad/s}$$

SOLUTION:

- Observing that none of the external forces produce a moment about the y axis, the angular momentum is conserved.
- Equate the initial and final angular momenta. Solve for the final angular velocity.

Vector Mechanics for Engineers: Dynamics

Sample Problem 17.8



- The energy lost due to the plastic impact is equal to the change in kinetic energy of the system.

$$\omega_1 = 6 \text{ rad/s}$$

$$\omega_2 = 2.08 \text{ rad/s}$$

$$\bar{I}_R = 0.31 \text{ kg} \cdot \text{m}^2$$

$$\bar{I}_S = 2.25 \times 10^{-3} \text{ kg} \cdot \text{m}^2$$

$$m_S \bar{r}_1^2 = 15.625 \times 10^{-3} \text{ kg} \cdot \text{m}^2$$

$$m_S \bar{r}_2^2 = 390.625 \times 10^{-3} \text{ kg} \cdot \text{m}^2$$

$$T = 2\left(\frac{1}{2} m_S \bar{v}^2 + \frac{1}{2} \bar{I}_S \omega^2\right) + \frac{1}{2} \bar{I}_R \omega^2 = \frac{1}{2} (2m_S \bar{r}^2 + 2\bar{I}_S + \bar{I}_R) \omega^2$$

$$T_1 = \frac{1}{2} (0.33575) (6)^2 = 6.04 \text{ J}$$

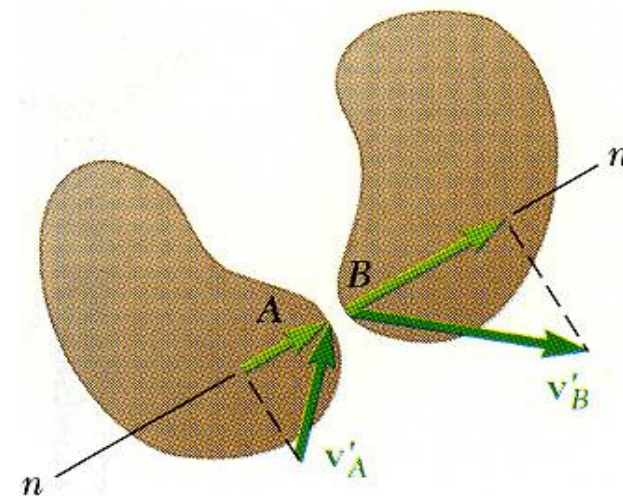
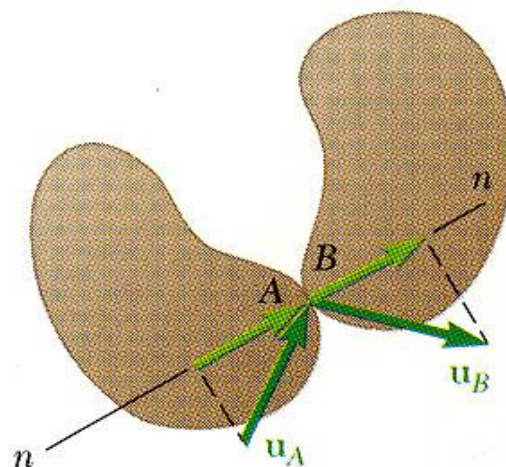
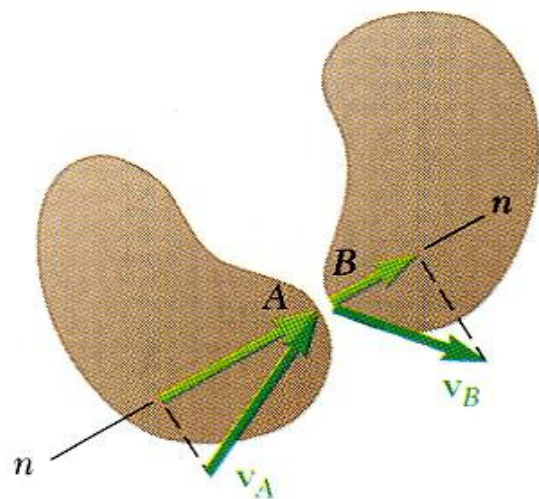
$$T_2 = \frac{1}{2} (0.08575) (1.85)^2 = 1.86 \text{ J}$$

$$\Delta T = T_2 - T_1 = 1.86 - 6.04$$

$$\Delta T = -4.18 \text{ J}$$

Vector Mechanics for Engineers: Dynamics

Eccentric Impact



$$(\vec{u}_A)_n = (\vec{u}_B)_n$$

Period of deformation

$$\text{Impulse} = \int \vec{R} dt$$

Period of restitution

$$\text{Impulse} = \int \vec{P} dt$$

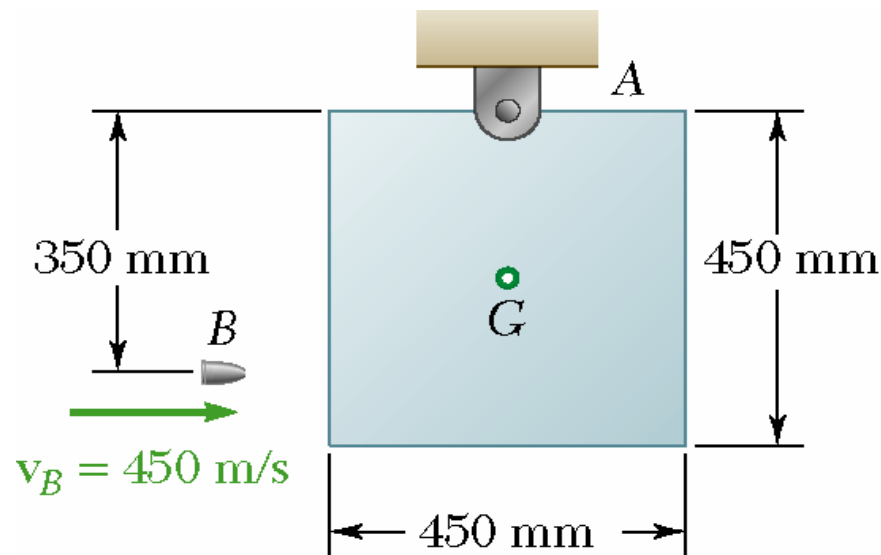
- Principle of impulse and momentum is supplemented by

$$e = \text{coefficient of restitution} = \frac{\int \vec{R} dt}{\int \vec{P} dt}$$

$$= \frac{(v'_B)_n - (v'_A)_n}{(v_A)_n - (v_B)_n}$$

Vector Mechanics for Engineers: Dynamics

Sample Problem 17.9



A 20 g bullet is fired into the side of a 10 kg square panel which is initially at rest.

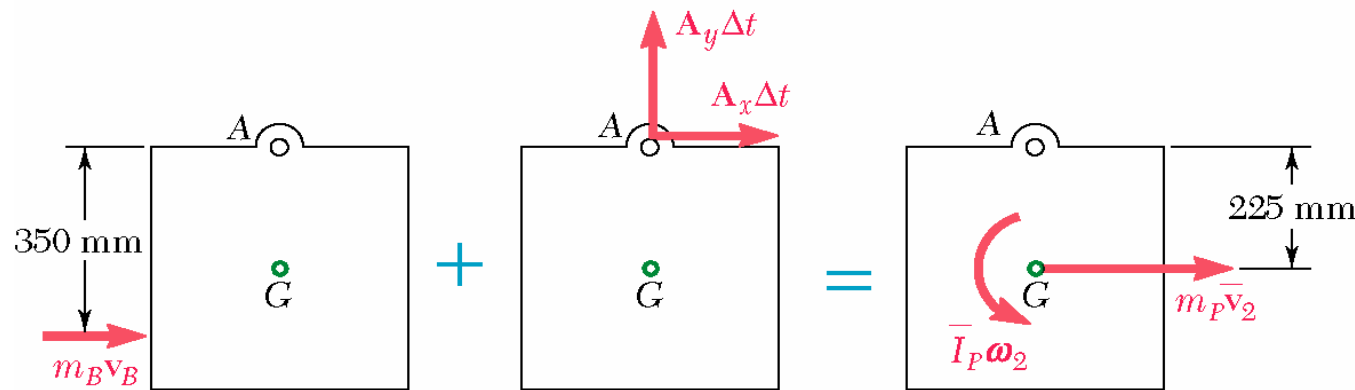
Determine *a*) the angular velocity of the panel immediately after the bullet becomes embedded and *b*) the impulsive reaction at A, assuming that the bullet becomes embedded in 0.0006 s.

SOLUTION:

- Consider a system consisting of the bullet and panel. Apply the principle of impulse and momentum.
- The final angular velocity is found from the moments of the momenta and impulses about A.
- The reaction at A is found from the horizontal and vertical momenta and impulses.

Vector Mechanics for Engineers: Dynamics

Sample Problem 17.9



+ \curvearrowright moments about A:

$$m_B v_B (0.35 \text{ m}) + 0 = m_P \bar{v}_2 (0.225 \text{ m}) + \bar{I}_P \omega_2$$

$$\bar{v}_2 = (0.225 \text{ m}) \omega_2 \quad \bar{I}_P = \frac{1}{6} m_P b^2 = \frac{1}{6} (10 \text{ kg})(0.45 \text{ m})^2 = 3375 \text{ kg} \cdot \text{m}^2$$

$$(0.02)(450)(0.35) = (10 \text{ kg})(0.225 \omega_2)(0.225) + 3375 \omega_2$$

$$\omega_2 = 4.67 \text{ rad/s}$$

$$\omega_2 = 4.67 \text{ rad/s } \curvearrowright$$

$$\bar{v}_2 = (0.225) \omega_2 = 0.839 \text{ m/s}$$

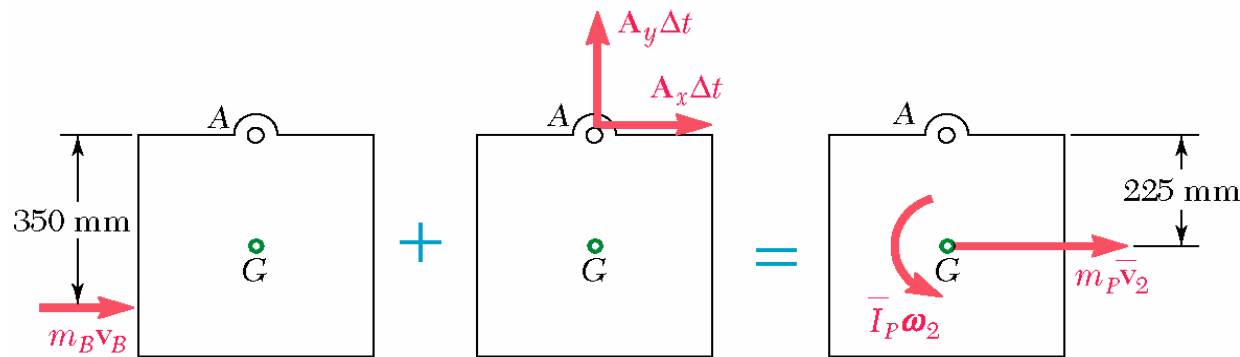
SOLUTION:

- Consider a system consisting of the bullet and panel. Apply the principle of impulse and momentum.
- The final angular velocity is found from the moments of the momenta and impulses about A.



Vector Mechanics for Engineers: Dynamics

Sample Problem 17.9



$$\text{Syst Momenta}_1 + \text{Syst Ext Imp}_{1 \rightarrow 2} = \text{Syst Momenta}_2$$

$$\omega_2 = 4.67 \text{ rad/s} \quad \bar{v}_2 = (0.225)\omega_2 = 0.839 \text{ m/s}$$

\rightarrow x components:

$$m_B v_B + A_x \Delta t = m_p \bar{v}_2$$

$$(0.02)(450) + A_x (0.0006) = (10)(0.839)$$

$$A_x = -1017 \text{ N}$$

$$A_x = 1017 \text{ N} \leftarrow$$

\uparrow y components:

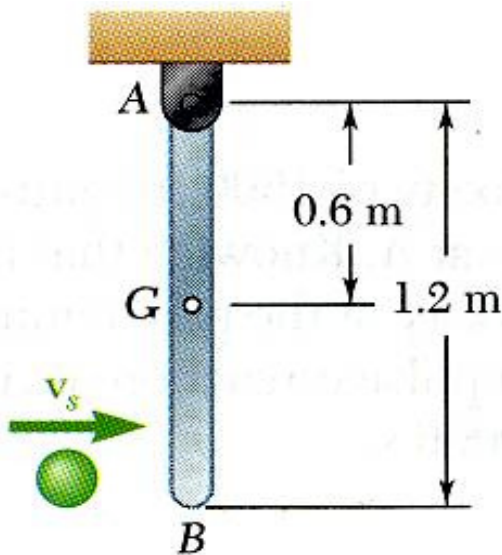
$$0 + A_y \Delta t = 0$$

$$A_y = 0$$

- The reactions at A are found from the horizontal and vertical momenta and impulses.

Vector Mechanics for Engineers: Dynamics

Sample Problem 17.10



A 2-kg sphere with an initial velocity of 5 m/s strikes the lower end of an 8-kg rod AB . The rod is hinged at A and initially at rest. The coefficient of restitution between the rod and sphere is 0.8.

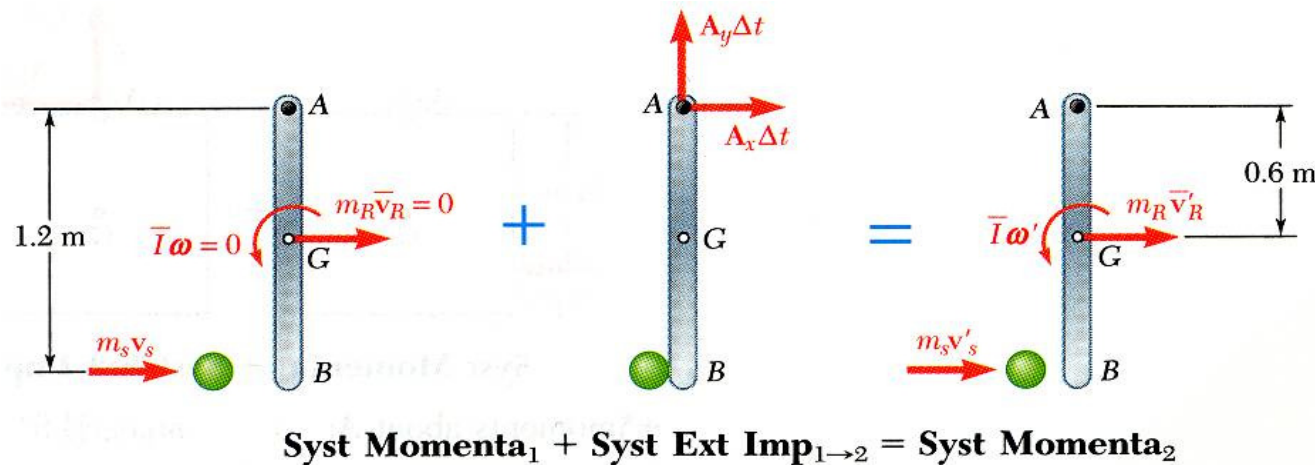
Determine the angular velocity of the rod and the velocity of the sphere immediately after impact.

SOLUTION:

- Consider the sphere and rod as a single system. Apply the principle of impulse and momentum.
- The moments about A of the momenta and impulses provide a relation between the final angular velocity of the rod and velocity of the sphere.
- The definition of the coefficient of restitution provides a second relationship between the final angular velocity of the rod and velocity of the sphere.
- Solve the two relations simultaneously for the angular velocity of the rod and velocity of the sphere.

Vector Mechanics for Engineers: Dynamics

Sample Problem 17.10



SOLUTION:

- Consider the sphere and rod as a single system. Apply the principle of impulse and momentum.
- The moments about A of the momenta and impulses provide a relation between the final angular velocity of the rod and velocity of the rod.

+ ∫ moments about A:

$$m_s v_s (1.2 \text{ m}) = m_s v'_s (1.2 \text{ m}) + m_R \bar{v}'_R (0.6 \text{ m}) + \bar{I} \omega'$$

$$\bar{v}'_R = \bar{r} \omega' = (0.6 \text{ m}) \omega'$$

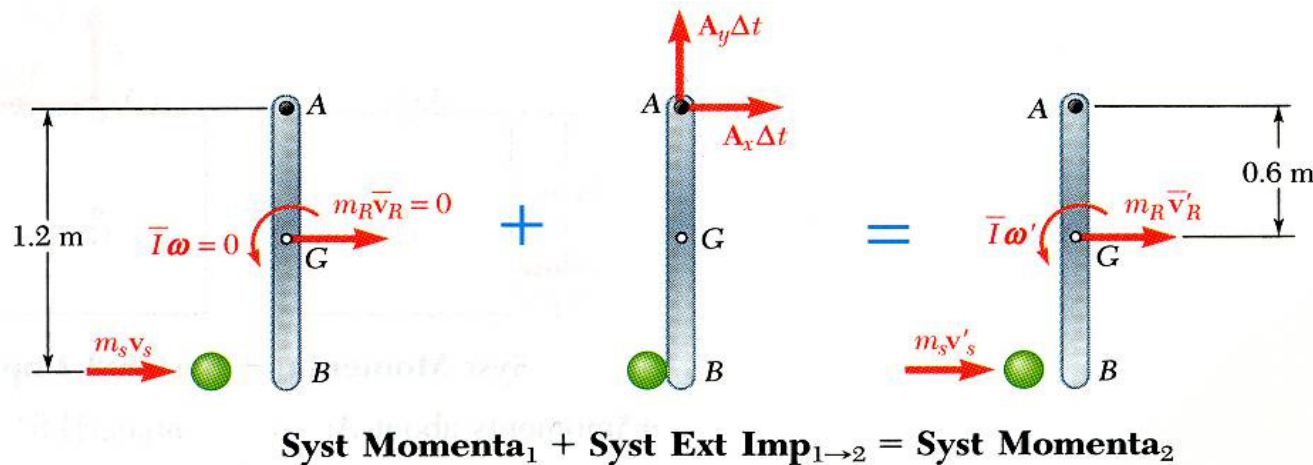
$$\bar{I} = \frac{1}{12} m L^2 = \frac{1}{12} (8 \text{ kg})(1.2 \text{ m})^2 = 0.96 \text{ kg} \cdot \text{m}^2$$

$$(2 \text{ kg})(5 \text{ m/s})(1.2 \text{ m}) = (2 \text{ kg})v'_s(1.2 \text{ m}) + (8 \text{ kg})(0.6 \text{ m})\omega'(0.6 \text{ m}) + (0.96 \text{ kg} \cdot \text{m}^2)\omega'$$

$$12 = 2.4v'_s + 3.84\omega'$$

Vector Mechanics for Engineers: Dynamics

Sample Problem 17.10



- The definition of the coefficient of restitution provides a second relationship between the final angular velocity of the rod and velocity of the sphere.
- Solve the two relations simultaneously for the angular velocity of the rod and velocity of the sphere.

+) Moments about A:

$$12 = 2.4 v'_s + 3.84 \omega'$$

+ → Relative velocities:

$$v'_B - v'_s = e(v_B - v_s)$$

$$(1.2 \text{ m}) \omega' - v'_s = 0.8(5 \text{ m/s})$$

Solving,

$$\omega' = 3.21 \text{ rad/s}$$

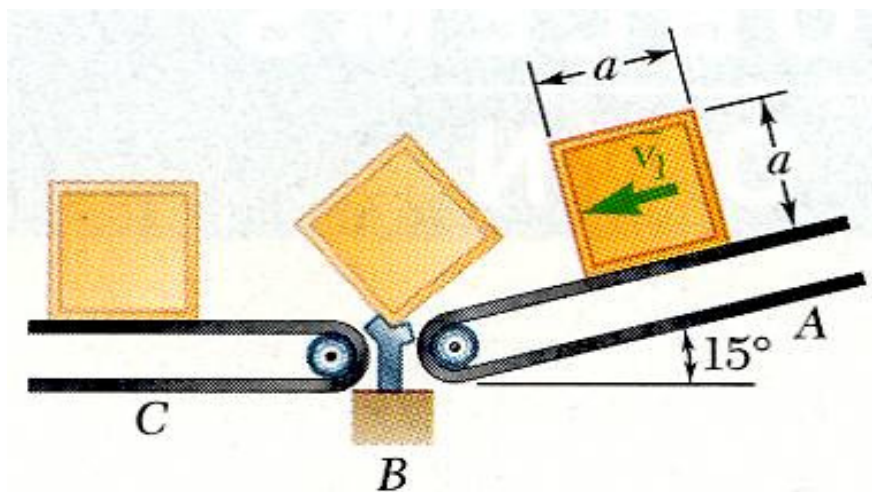
$$\omega' = 3.21 \text{ rad/s } \curvearrowright$$

$$v'_s = -0.143 \text{ m/s}$$

$$v'_s = 0.143 \text{ m/s } \leftarrow$$

Vector Mechanics for Engineers: Dynamics

Sample Problem 17.11



A square package of mass m moves down conveyor belt A with constant velocity. At the end of the conveyor, the corner of the package strikes a rigid support at B . The impact is perfectly plastic.

Derive an expression for the minimum velocity of conveyor belt A for which the package will rotate about B and reach conveyor belt C .

SOLUTION:

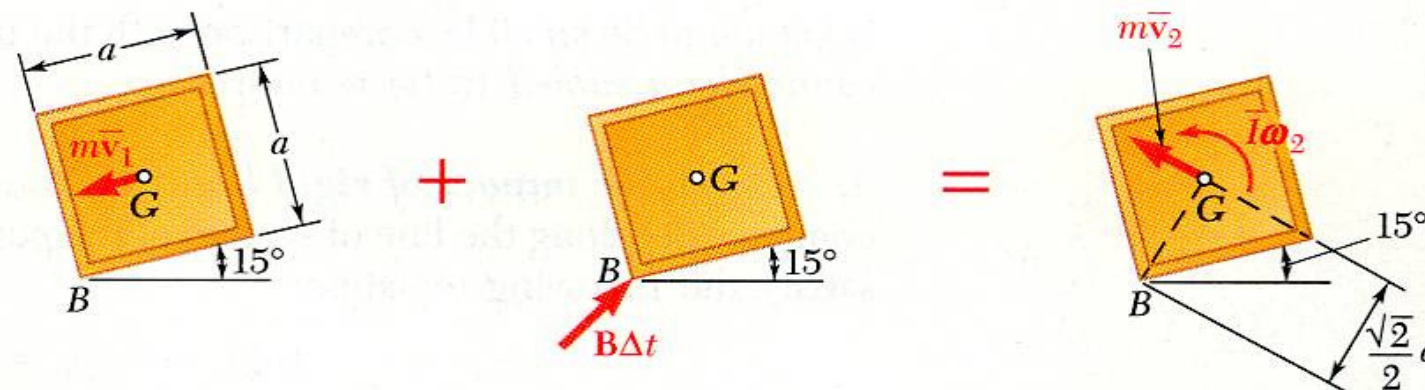
- Apply the principle of impulse and momentum to relate the velocity of the package on conveyor belt A before the impact at B to the angular velocity about B after impact.
- Apply the principle of conservation of energy to determine the minimum initial angular velocity such that the mass center of the package will reach a position directly above B .
- Relate the required angular velocity to the velocity of conveyor belt A .

Vector Mechanics for Engineers: Dynamics

Sample Problem 17.11

SOLUTION:

- Apply the principle of impulse and momentum to relate the velocity of the package on conveyor belt A before the impact at B to angular velocity about B after impact.



$$\text{Syst Momenta}_1 + \text{Syst Ext Imp}_{1 \rightarrow 2} = \text{Syst Momenta}_2$$

+ \curvearrowright Moments about B:

$$(m\bar{v}_1)\left(\frac{1}{2}a\right) + 0 = (m\bar{v}_2)\left(\frac{\sqrt{2}}{2}a\right) + \bar{I}\omega_2 \qquad \bar{v}_2 = \left(\frac{\sqrt{2}}{2}a\right)\omega_2 \qquad \bar{I} = \frac{1}{6}ma^2$$

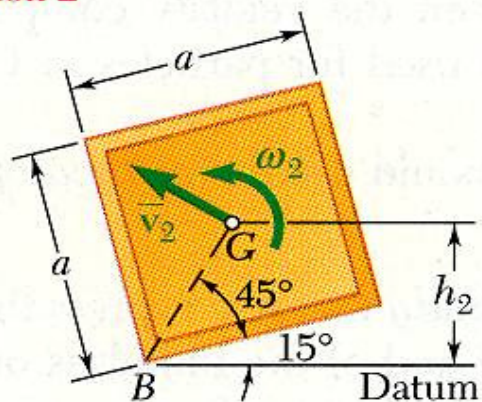
$$(m\bar{v}_1)\left(\frac{1}{2}a\right) + 0 = m\left(\frac{\sqrt{2}}{2}a\omega_2\right)\left(\frac{\sqrt{2}}{2}a\right) + \left(\frac{1}{6}ma^2\right)\omega_2$$

$$\bar{v}_1 = \frac{4}{3}a\omega_2$$

Vector Mechanics for Engineers: Dynamics

Sample Problem 17.11

Position 2



$$h_2 = (GB)\sin(45^\circ + 15^\circ)$$

$$= \left(\frac{\sqrt{2}}{2}a\right)\sin 60^\circ = 0.612a$$

- Apply the principle of conservation of energy to determine the minimum initial angular velocity such that the mass center of the package will reach a position directly above B.

$$T_2 + V_2 = T_3 + V_3$$

$$T_2 = \frac{1}{2}mv_2^2 + \frac{1}{2}\bar{I}\omega_2^2$$

$$= \frac{1}{2}m\left(\frac{\sqrt{2}}{2}a\omega_2\right)^2 + \frac{1}{2}\left(\frac{1}{6}ma^2\right)\omega_2^2 = \frac{1}{3}ma^2\omega_2^2$$

$$V_2 = Wh_2$$

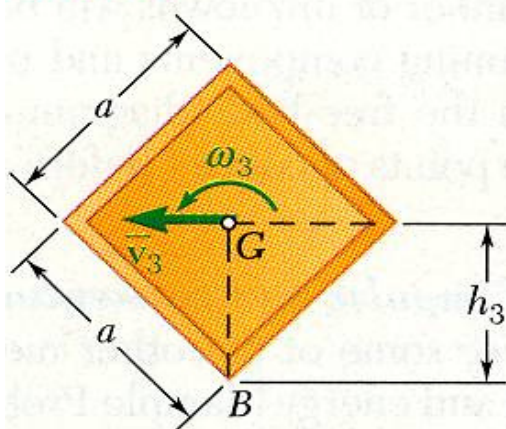
$$T_3 = 0 \quad (\text{solving for the minimum } \omega_2)$$

$$V_3 = Wh_3$$

$$\frac{1}{3}ma^2\omega_2^2 + Wh_2 = 0 + Wh_3$$

$$\omega_2^2 = \frac{3W}{ma^2}(h_3 - h_2) = \frac{3g}{a^2}(0.707a - 0.612a) = \sqrt{0.285g/a}$$

Position 3



$$h_3 = \frac{\sqrt{2}}{2}a = 0.707a$$

$$\bar{v}_1 = \frac{4}{3}a\omega_2 = \frac{4}{3}a\sqrt{0.285g/a}$$

$$\bar{v}_1 = 0.712\sqrt{ga}$$