



1.
UNIVERSITY
OF
PENNSYLVANIA

Related Links

[School Profile](#)
[Video View](#)
[Admissions Q&A](#)
[Placement Q&A](#)
[Financial Aid Q&A](#)

UNIVERSITY OF PENNSYLVANIA

The Wharton School
104 Vance Hall
Philadelphia, Pennsylvania 19104
E-mail address: mba.admissions@wharton.upenn.edu
Web site address: <http://www.wharton.upenn.edu>

Corporate ranking: 1	Graduate ranking: 3
Enrollment: 1566	Annual tuition & fees: \$27,170
Women: 28%	Room and board: \$12,500
Non-U.S.: 39%	Average GMAT score: 700
Minority: 7%	Average years of work exp.: 6
Part-time: 0	Accepted applicants enrolled: 73%
Average age: 29	Intellectual capital: 8
Applicants accepted: 14%	
Median starting pay: \$156,000	



2.
NORTHWESTERN
UNIVERSITY

Related Links

[School Profile](#)
[Video View](#)
[Admissions Q&A](#)
[Placement Q&A](#)
[Financial Aid Q&A](#)

NORTHWESTERN UNIVERSITY

Kellogg Graduate School of Management
Leverone Hall
Evanston, Illinois 60208
E-mail address: kellogg-admissions@nwu.edu
Web site address: <http://www.kellogg.nwu.edu>

Corporate ranking: 2	Graduate ranking: 1
Enrollment: 2500	Annual tuition & fees: \$28,677
Women: 31%	Room and board: \$11,511
Non-U.S.: 32%	Average GMAT score: 690
Minority: 17%	Average years of work exp.: 4
Part-time: 1300	Accepted applicants enrolled: 65%
Average age: 27	Intellectual capital: 15
Applicants accepted: 18%	
Median starting pay: \$142,000	



Related Links
[School Profile](#)
[Admissions Q&A](#)
[Financial Aid Q&A](#)

HARVARD UNIVERSITY
 Graduate School of Business Administration
 Soldiers Field
 Boston, Massachusetts 02163
 E-mail address: admissions@hbs.edu
 Web site address: <http://www.hbs.edu>

Corporate ranking: 3	Graduate ranking: 4
Enrollment: 1742	Annual tuition & fees: \$28,500
Women: 32%	Room and board: N/A
Non-U.S.: 33%	Average GMAT score: 701
Minority: 19%	Average years of work exp.: 4
Part-time: 0	Accepted applicants enrolled: N/A
Average age: 27	Intellectual capital: 13
Applicants accepted: 13%	
Median starting pay: \$160,000	



Related Links
[School Profile](#)
[Video View](#)
[Video View 2](#)
[Admissions Q&A](#)
[Placement Q&A](#)
[Financial Aid Q&A](#)

MASSACHUSETTS INSTITUTE OF TECHNOLOGY
 Sloan School of Management
 50 Memorial Drive
 Cambridge, Massachusetts 02142-1347
 E-mail address: masters@sloan.mit.edu
 Web site address: <http://mitsloan.mit.edu>

Corporate ranking: 7	Graduate ranking: 7
Enrollment: 717	Annual tuition & fees: \$29,860
Women: 27%	Room and board: NA
Non-U.S.: 35%	Average GMAT score: 703
Minority: 8%	Average years of work exp.: 4.8
Part-time: N/A	Accepted applicants enrolled: 73%
Average age: 28	Intellectual capital: 2
Applicants accepted: 17%	
Median starting pay: \$149,000	

Teaching methods: Lecture, 30% Case study, 45%
 Business projects, simulations, 25%



- Related Links**
[School Profile](#)
[Admissions Q&A](#)
[Placement Q&A](#)
[Financial Aid Q&A](#)

DUKE UNIVERSITY

The Fuqua School of Business
 Durham, North Carolina 27708
 E-mail address: fuqua-admissions@mail.duke.edu
 Web site address: <http://www.fuqua.duke.edu>

Corporate ranking: 8	Graduate ranking: 10
Enrollment: 341	Annual tuition & fees: \$29,735
Women: 41%	Room and board: N/A
Non-U.S.: 31%	Average GMAT score: 690
Minority: 20%	Average years of work exp.: 5
Part-time: 0	Accepted applicants enrolled: 54%
Average age: 28	Intellectual capital: 1
Applicants accepted: 19%	
Median starting pay: \$128,500	

Teaching methods: Lecture, 45% Case study, 40%
 Simulations, role plays, 15%



- Related Links**
[School Profile](#)
[Video View](#)
[Admissions Q&A](#)
[Placement Q&A](#)
[Financial Aid Q&A](#)

UNIVERSITY OF MICHIGAN

University of Michigan Business School
 Ann Arbor, Michigan 48109
 E-mail address: umbusmba@umich.edu
 Web site address: <http://www.bus.umich.edu>

Corporate ranking: 6	Graduate ranking: 5
Enrollment: 1939	Annual tuition & fees:
Women: 27%	resident—\$23,500
Non-U.S.: 32%	nonresident—\$28,500
Minority: 11%	Room and board: \$7800
Part-time: 1065	Average GMAT score: 672
Average age: 29	Average years of work exp.: 4
Applicants accepted: 21%	Accepted applicants enrolled: N/A
Median starting pay: \$131,000	Intellectual capital: 12

Teaching methods: Lecture, 40% Case study, 40%
 Experiential learning, 20%



Related Links

- [School Profile](#)
- [Video View](#)
- [Admissions Q&A](#)
- [Placement Q&A](#)
- [Financial Aid Q&A](#)

COLUMBIA UNIVERSITY

Graduate School of Business

216 Uris Hall

New York, NY 10027

E-mail address: apply@claven.gsb.columbia.edu

Web site address: <http://www.gsb.columbia.edu>

Corporate ranking: 5

Enrollment: 1155

Women: 37%

Non-U.S.: 27%

Minority: 12%

Part-time: 0

Average age: 27

Applicants accepted: 12%

Median starting pay: \$142,500

Graduate ranking: 17

Annual tuition & fees: \$30,548

Room and board: N/A

Average GMAT score: 704

Average years of work exp.: 4

Accepted applicants enrolled: 69%

Intellectual capital: 6

Teaching methods: Lecture, 40% Case study, 40%
Group projects, 20%



Related Links

- [School Profile](#)
- [Video View](#)
- [Video View 2](#)
- [Admissions Q&A](#)
- [Placement Q&A](#)
- [Financial Aid Q&A](#)

CORNELL UNIVERSITY

Johnson Graduate School of Management

Sage Hall

Ithaca, New York 14853-6201

E-mail address: mba@johnson.cornell.edu

Web site address: <http://www.johnson.cornell.edu>

Corporate ranking: 10

Enrollment: 568

Women: 27%

Non-U.S.: 30%

Minority: 5%

Part-time: 0

Average age: 29

Applicants accepted: 25%

Median starting pay: \$135,000

Graduate ranking: 8

Annual tuition & fees: \$27,600

Room and board: \$7650

Average GMAT score: 673

Average years of work exp.: 5

Accepted applicants enrolled: 52%

Intellectual capital: 4

Teaching methods: Lecture, 25% Case study, 40%
Discussion, projects, 35%



Related Links

- [School Profile](#)
- [Video View](#)
- [Video View 2](#)
- [Admissions Q&A](#)
- [Placement Q&A](#)
- [Financial Aid Q&A](#)

UNIVERSITY OF VIRGINIA

Darden Graduate School of Business Administration
P.O. Box 6550
Charlottesville, Virginia 22906-6550
E-mail address: arden@virginia.edu
Web site address: <http://www.darden.virginia.edu>

Corporate ranking: 9	Graduate ranking: 2
Enrollment: 488	Annual tuition & fees: resident—\$19,208 nonresident—\$24,208
Women: 30%	Room and board: \$8000
Non-U.S.: 27%	Average GMAT score: 676
Minority: 18%	Average years of work exp.: 4
Part-time: 0	Accepted applicants enrolled: 52%
Average age: 27	Intellectual capital: 16
Applicants accepted: 19%	
Median starting pay: \$135,000	

Teaching methods: Lecture, 15% Case study, 70%
Business projects, simulations, 15%



Related Links

- [School Profile](#)
- [Video View](#)
- [Admissions Q&A](#)
- [Placement Q&A](#)
- [Financial Aid Q&A](#)
- [Part-Time MBA](#)

UNIVERSITY OF CHICAGO

Graduate School of Business
1101 East 58 Street
Chicago, Illinois 60637
E-mail address: admissions@gsb.uchicago.edu
Web site address: <http://gsb.uchicago.edu>

Corporate ranking: 4	Graduate ranking: 24
Enrollment: 2372	Annual tuition & fees: \$29,231
Women: 26%	Room and board: \$10,800
Non-U.S.: 31%	Average GMAT score: 684
Minority: 8%	Average years of work exp.: 4.7
Part-time: 1356	Accepted applicants enrolled: 59%
Average age: 28	Intellectual capital: 7
Applicants accepted: 25%	
Median starting pay: \$140,000	

Teaching methods: Lecture, 50% Case study, 25%
Laboratories, simulations, projects,
discussion, 25%



11.
STANFORD
UNIVERSITY

Related Links

[School Profile](#)
[Admissions Q&A](#)
[Placement Q&A](#)
[Financial Aid Q&A](#)

STANFORD UNIVERSITY

Graduate School of Business
518 Memorial Way
Stanford, California 94305-5015
E-mail address: MBAINquiries@gsb.stanford.edu
Web site address: <http://www.gsb.stanford.edu>

Corporate ranking: 12	Graduate ranking: 15
Enrollment: 730	Annual tuition & fees: \$28,896
Women: 40%	Room and board: \$12,626
Non-U.S.: 28%	Average GMAT score: 727
Minority: 10%	Average years of work exp.: 4.3
Part-time: 0	Accepted applicants enrolled: 82%
Average age: 27	Intellectual capital: 3
Applicants accepted: 8%	
Median starting pay: \$165,500	

Teaching methods: Lecture, 30% Case study, 55%
Simulations, projects, 15%



12.
UNIVERSITY OF
CALIFORNIA AT
LOS ANGELES

Related Links

[School Profile](#)
[Admissions Q&A](#)
[Placement Q&A](#)
[Financial Aid Q&A](#)
[Part-Time MBA](#)

UNIVERSITY OF CALIFORNIA AT LOS ANGELES

John E. Anderson Graduate School of Management
110 Westwood Plaza
Los Angeles, California 90095-1481
E-mail address: mba.admissions@anderson.ucla.edu
Web site address: <http://www.anderson.ucla.edu>

Corporate ranking: 13	Graduate ranking: 6
Enrollment: 1263	Annual tuition & fees:
Women: 28%	resident—\$10,991
Non-U.S.: 26%	nonresident—\$21,235
Minority: 8%	Room and board: \$9297
Part-time: 608	Average GMAT score: 698
Average age: 28	Average years work exp.: 4.3
Applicants accepted: 15%	Accepted applicants enrolled: 48%
Median starting pay: \$136,500	Intellectual capital: 10

Teaching methods: Lecture, 50% Case study, 30%
Field study, 20%



13.
NEW YORK
UNIVERSITY

Related Links

- [School Profile](#)
- [Admissions Q&A](#)
- [Placement Q&A](#)
- [Financial Aid Q&A](#)
- [Part-Time MBA](#)

NEW YORK UNIVERSITY
Leonard N. Stern School of Business
Henry Kaufman Management Center
44 West 4th Street
New York, New York 10012
E-mail address: sternmba@stern.nyu.edu
Web site address: <http://www.stern.nyu.edu>

Corporate ranking: 11	Graduate ranking: 16
Enrollment: 2740	Annual tuition & fees: \$29,956
Women: 36%	Room and board: \$13,397
Non-U.S.: 34%	Average GMAT score: 686
Minority: 8%	Average years of work exp.: 4.5
Part-time: 1900	Accepted applicants enrolled: 50%
Average age: 27	Intellectual capital: 23
Applicants accepted: 22%	
Median starting pay: \$140,000	

Teaching methods: Lecture, 38% Case study, 37%
Presentations, consulting, 25%



14.
CARNEGIE
MELLON
UNIVERSITY

Related Links

- [School Profile](#)
- [Admissions Q&A](#)
- [Placement Q&A](#)
- [Financial Aid Q&A](#)
- [Part-Time MBA](#)

CARNEGIE MELLON UNIVERSITY
Graduate School of Industrial Administration
Schenley Park
Pittsburgh, Pennsylvania 15213-3890
E-mail address: gsia-admissions@andrew.cmu.edu
Web site address: <http://www.gsia.cmu.edu>

Corporate ranking: 14	Graduate ranking: 13
Enrollment: 649	Annual tuition & fees: \$26,750
Women: 28%	Room and board: \$9800
Non-U.S.: 41%	Average GMAT score: 660
Minority: 5%	Average years of work exp.: 5.4
Part-time: 192	Accepted applicants enrolled: 61%
Average age: 28	Intellectual capital: 22
Applicants accepted: 31%	
Median starting pay: \$125,000	

Teaching methods: Lecture, 60% Case study, 30% Other, 10%



15.
UNIVERSITY
OF NORTH
CAROLINA

Related Links

- [School Profile](#)
- [Video View](#)
- [Admissions Q&A](#)
- [Placement Q&A](#)
- [Financial Aid Q&A](#)

UNIVERSITY OF NORTH CAROLINA

Kenan-Flagler Business School
 McColl Building, CB #3490
 Chapel Hill, North Carolina 27599-3490
 E-mail address: mba_info@unc.edu
 Web site address: <http://www.Kenan-Flagler.unc.edu>

Corporate ranking: 16	Graduate ranking: 11
Enrollment: 543	Annual tuition & fees:
Women: 33%	resident—\$9154
Non-U.S.: 30%	nonresident—\$21,110
Minority: 12%	Room and board: \$8453
Part-time: 0	Average GMAT score: 667
Average age: 27	Average years of work exp.: 5
Applicants accepted: 22%	Accepted applicants enrolled: 46%
Median starting pay: \$125,000	Intellectual capital: 21

Teaching methods: Lecture, 35% Case study, 40%
 Immersions, simulations, 25%



16.
DARTMOUTH
COLLEGE

Related Links

- [School Profile](#)
- [Video View](#)
- [Admissions Q&A](#)
- [Placement Q&A](#)
- [Financial Aid Q&A](#)

DARTMOUTH COLLEGE

Tuck School of Business Administration
 Hanover, New Hampshire 03755-0900
 E-mail address: tuck.admissions@dartmouth.edu
 Web site address: <http://www.tuck.dartmouth.edu>

Corporate ranking: 17	Graduate ranking: 12
Enrollment: 398	Annual tuition & fees: \$28,740
Women: 32%	Room and board: \$11,000
Non-U.S.: 32%	Average GMAT score: 692
Minority: 11%	Average years of work exp.: 5
Part-time: 0	Accepted applicants enrolled: 52%
Average age: 28	Intellectual capital: 14
Applicants accepted: 14%	
Median starting pay: \$149,500	

Teaching methods: Lecture, 30% Case study, 40%
 Field studies, action learning, simulations, 30%



17.
UNIVERSITY
OF
TEXAS–AUSTIN

Related Links

- [School Profile](#)
- [Admissions Q&A](#)
- [Placement Q&A](#)
- [Financial Aid Q&A](#)

UNIVERSITY OF TEXAS–AUSTIN

The McCombs School of Business
Austin, Texas 78712

E-mail address: texasmba@bus.utexas.edu

Web site address: <http://www.bus.utexas.edu>

Corporate ranking: 18

Enrollment: 868

Women: 22%

Non-U.S.: 28%

Minority: 5%

Part-time: 60

Average age: 29

Applicants accepted: 25%

Median starting pay: \$149,500

Graduate ranking: 21

Annual tuition & fees:

resident—\$10,438

nonresident—\$16,063

Room and board: \$10,500

Average GMAT score: 687

Average years of work exp.: 5

Accepted applicants enrolled: 61%

Intellectual capital: 20

Teaching methods: Lecture, 45% Case study, 35%
Simulations, projects, 20%



18.
UNIVERSITY
OF
CALIFORNIA
AT BERKELEY

Related Links

- [School Profile](#)
- [Video View](#)
- [Admissions Q&A](#)
- [Placement Q&A](#)
- [Financial Aid Q&A](#)
- [Part-Time MBA](#)

UNIVERSITY OF CALIFORNIA AT BERKELEY

Haas School of Business

440 Student Services Building #1902

Berkeley, California 94720-1902

E-mail address: mbaadms@haas.berkeley.edu

Web site address: <http://www.haas.berkeley.edu>

Corporate ranking: 22

Enrollment: 836

Women: 31%

Non-U.S.: 31%

Minority: 4%

Part-time: 352

Average age: 28

Applicants accepted: 14%

Median starting pay: \$135,000

Graduate ranking: 14

Annual tuition & fees:

resident—\$10,458

nonresident—\$20,702

Room and board: \$10,586

Average GMAT score: 684

Average years of work exp.: 5.6

Accepted applicants enrolled: 56%

Intellectual capital: 38

Teaching methods: Lecture, 30% Case study, 50%
Group projects, 20%



19.
YALE
UNIVERSITY

Related Links

- [School Profile](#)
- [Admissions Q&A](#)
- [Placement Q&A](#)
- [Financial Aid Q&A](#)

YALE UNIVERSITY

School of Management
Box 208200
New Haven, Connecticut 06520-8200
E-mail address: som.admissions@yale.edu
Web site address: <http://mba.yale.edu>

Corporate ranking: 23	Graduate ranking: 22
Enrollment: 420	Annual tuition & fees: \$27,680
Women: 28%	Room and board: \$9055
Non-U.S.: 33%	Average GMAT score: 687
Minority: 5%	Average years of work exp.: 5
Part-time: 0	Accepted applicants enrolled: 48%
Average age: 28	Intellectual capital: 5
Applicants accepted: 17%	
Median starting pay: \$130,000	

Teaching methods: Lecture, 60% Case study, 35%
Experiential, 5%



20.
INDIANA
UNIVERSITY

Related Links

- [School Profile](#)
- [Admissions Q&A](#)
- [Placement Q&A](#)
- [Financial Aid Q&A](#)

INDIANA UNIVERSITY

Kelley School of Business
1309 East Tenth Street
Room 254
Bloomington, Indiana 47405-1701
E-mail address: mbaoffice@indiana.edu
Web site address: <http://www.bus.indiana.edu>

Corporate ranking: 20	Graduate ranking: 20
Enrollment: 566	Annual tuition & fees:
Women: 20%	resident—\$9908
Non-U.S.: 37%	nonresident—\$19,258
Minority: 8%	Room and board: \$6292
Part-time: 0	Average GMAT score: 646
Average age: 28	Average years of work exp.: 5
Applicants accepted: 32%	Accepted applicants enrolled: 51%
Median starting pay: \$114,000	Intellectual capital: 36

Teaching methods: Lecture, 30% Case study, 40%
Group projects, 30%



21.
UNIVERSITY OF
ROCHESTER

UNIVERSITY OF ROCHESTER

William E. Simon Graduate School of Business Administration
Rochester, New York 14627-0107

E-mail address: mbaadm@simon.rochester.edu

Web site address: <http://www.simon.rochester.edu>

Corporate ranking: 29

Enrollment: 677

Women: 24%

Non-U.S.: 50%

Minority: 17%

Part-time: 235

Average age: 29

Applicants accepted: 30%

Median starting pay: \$110,000

Graduate ranking: 18

Annual tuition & fees: \$26,460

Room and board: \$7695

Average GMAT score: 646

Average years work exp.: 6

Accepted applicants enrolled: 39%

Intellectual capital: 11

Teaching methods: Lecture, 50% Case study, 30%
Team projects, 20%



22.
VANDERBILT
UNIVERSITY

VANDERBILT UNIVERSITY

Owen Graduate School of Management

401 21st Avenue South

Nashville, Tennessee 37203

E-mail address: owenadms@ctrvax.vanderbilt.edu

Web site address: <http://www.mba.vanderbilt.edu>

Corporate ranking: 23

Enrollment: 458

Women: 27%

Non-U.S.: 28%

Minority: 5%

Part-time: 0

Average age: 28

Applicants accepted: 38%

Median starting pay: \$115,000

Graduate ranking: 24

Annual tuition & fees: \$26,300

Room and board: \$9350

Average GMAT score: 640

Average years of work exp.: 4.5

Accepted applicants enrolled: 45%


Intellectual capital: 9

Teaching methods: Lecture, 50% Case study, 30%
Projects, 20%

Related Links

[School Profile](#)

[Admissions Q&A](#)



Related Links

[School Profile](#)
[Admissions Q&A](#)
[Placement Q&A](#)
[Financial Aid Q&A](#)

WASHINGTON UNIVERSITY

John M. Olin School of Business

Campus Box 1133

One Brookings Drive

St. Louis, Missouri 63130

E-mail address: mba@olin.wustl.edu

Web site address: <http://www.olin.wustl.edu>

Corporate ranking: 37

Enrollment: 664

Women: 25%

Non-U.S.: 32%

Minority: 10%

Part-time: 366

Average age: 28

Applicants accepted: 29%

Median starting pay: \$109,000

Graduate ranking: 9

Annual tuition & fees: \$27,140

Room and board: \$10,089

Average GMAT score: 661

Average years of work exp.: 5

Accepted applicants enrolled: 44%

Intellectual capital: 31

Teaching methods: Lecture, 25% Case study, 45%
Experiential learning projects, simulations,
group projects, 30%



Related Links

[School Profile](#)
[Admissions Q&A](#)
[Placement Q&A](#)
[Financial Aid Q&A](#)
[Part-Time MBA](#)

UNIVERSITY OF SOUTHERN CALIFORNIA

Marshall School of Business

University Park

Los Angeles, California 90089

E-mail address: uscmba@marshall.usc.edu

Web site address: <http://www.marshall.usc.edu>

Corporate ranking: 25

Enrollment: 1498

Women: 31%

Non-U.S.: 26%

Minority: 9%

Part-time: 899

Average age: 28

Applicants accepted: 27%

Median starting pay: \$112,500

Graduate ranking: 19

Annual tuition & fees: \$27,060

Room and board: \$11,000

Average GMAT score: 670

Average years of work exp.: 4.7

Accepted applicants enrolled: 47%

Intellectual capital: 39

Teaching methods: Lecture, 50% Case study, 30%
Experiential learning, 20%



Related Links

- [School Profile](#)
- [Admissions Q&A](#)
- [Placement Q&A](#)
- [Financial Aid Q&A](#)

PURDUE UNIVERSITY

Krannert Graduate School of Management

1310 Krannert Building

West Lafayette, Indiana 47907-1310

E-mail address: krannert_ms@mgmt.purdue.edu

Web site address: www.mgmt.purdue.edu

Corporate ranking: 19

Enrollment: 320

Women: 21%

Non-U.S.: 41%

Minority: 9%

Part-time: NA

Average age: 28

Applicants accepted: 23%

Median starting pay: \$101,500

Graduate ranking: 28

Annual tuition & fees:

resident—\$8972

nonresident—\$17,892

Room and board: \$6658

Average GMAT score: 644

Average years work exp.: 5

Accepted applicants enrolled: 48%

Intellectual capital: 17

Teaching methods: Lecture, 25% Case study, 50%
 Experiential learning, 25%



Related Links

- [School Profile](#)
- [Admissions Q&A](#)

GEORGETOWN UNIVERSITY

The Robert Emmett McDonough School of Business

Washington, D.C. 20057

E-mail address: mba@gunet.georgetown.edu

Web site address: <http://www.gsb.georgetown.edu>

Corporate ranking: 21

Enrollment: 520

Women: 36%

Non-U.S.: 38%

Minority: 8%

Part-time: 0

Average age: 28

Applicants accepted: 19%

Median starting pay: \$116,000

Graduate ranking: 27

Annual tuition & fees: \$26,720

Room and board: \$9126

Average GMAT score: 657

Average years of work exp.: 4.8

Accepted applicants enrolled: 44%

Intellectual capital: 26

Teaching methods: Lecture, 47% Case study, 48%
 Simulations, 5%



27.
UNIVERSITY OF
MARYLAND,
COLLEGE PARK

Related Links

- [School Profile](#)
- [Video View](#)
- [Admissions Q&A](#)
- [Placement Q&A](#)
- [Financial Aid Q&A](#)
- [Part-Time MBA](#)

UNIVERSITY OF MARYLAND, COLLEGE PARK

Robert H. Smith School of Business
2308 Van Munching Hall
College Park, Maryland 20742-1871
E-mail address: mba_info@rhsmith.umd.edu
Web site address: <http://www.rhsmith.umd.edu>

Corporate ranking: 28	Graduate ranking: 25
Enrollment: 1100	Annual tuition & fees:
Women: 35%	resident—\$11,830
Non-U.S.: 35%	nonresident—\$16,888
Minority: 10%	Room and board: \$12,650
Part-time: 630	Average GMAT score: 655
Average age: 29	Average years of work exp.: 5.3
Applicants accepted: 23%	Accepted applicants enrolled: 49%
Median starting pay: \$105,000	Intellectual capital: 33

Teaching methods: Lecture, 35% Case study, 35%
 Group projects, 30%



28.
EMORY
UNIVERSITY

Related Links

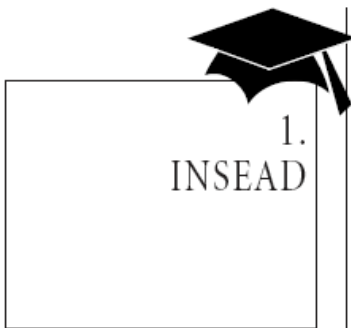
- [School Profile](#)
- [Admissions Q&A](#)
- [Part-Time MBA](#)

EMORY UNIVERSITY

Goizueta Business School
1300 Clifton Road
Atlanta, Georgia 30322-2710
E-mail address: admissions@bus.emory.edu
Web site address: <http://www.bus.emory.edu>

Corporate ranking: 34	Graduate ranking: 26
Enrollment: 510	Annual tuition & fees: \$26,000
Women: 30%	Room and board: \$14,000
Non-U.S.: 33%	Average GMAT score: 650
Minority: 11%	Average years of work exp.: 5
Part-time: 150	Accepted applicants enrolled: 45%
Average age: 27	Intellectual capital: 25
Applicants accepted: 34%	
Median starting pay: \$105,000	

Teaching methods: Lecture, 30% Case study, 50%
 Group projects, 20%



Related Links

- [School Profile](#)
- [Video View](#)
- [Admissions Q&A](#)
- [Placement Q&A](#)
- [Financial Aid Q&A](#)

INSEAD

Boulevard de Contance
77305 Fontainebleau, Cedex, France

1 Ayer Rajah Avenue
Singapore 138676
E-mail address: mbainfor@insead.fr
Web site address: <http://www.insead.fr/MBA>

Corporate ranking: 1	Graduate ranking: 1
Enrollment: 679	Annual tuition & fees: \$32,095
Women: 24%	Room and board: N/A
International: 90%	Average GMAT score: 688
Part-time: 0	Average years work exp.: 5
Average age: 28	Accepted applicants enrolled: N/A
Applicants accepted: N/A	Intellectual capital: 2
Median starting pay: \$124,000	

Teaching methods: Lecture, 25% Case study, 35% Other, 40%



Related Links

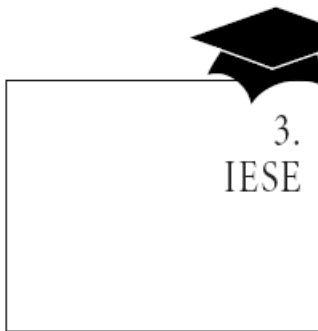
- [School Profile](#)
- [Video View](#)
- [Admissions Q&A](#)
- [Placement Q&A](#)

LONDON BUSINESS SCHOOL

Regent's Park
London NW14SA
E-mail address: mbainfo@london.edu
Web site address: <http://www.lbs.edu>

Corporate ranking: 3	Graduate ranking: 2
Enrollment: 851	Annual tuition & fees: \$27,000
Women: 22%	Room and board: N/A
International: 80%	Average GMAT score: 690
Part-time: 315	Average years work exp.: 5
Average age: 30	Accepted applicants enrolled: 73%
Applicants accepted: 32%	Intellectual capital: 1
Median starting pay: \$137,000	

Teaching methods: Lecture, 33% Case study, 33% Other, 34%



Related Links

- [School Profile](#)
- [Video View](#)
- [Admissions Q&A](#)
- [Placement Q&A](#)

IESE—INTERNATIONAL GRADUATE SCHOOL OF MANAGEMENT

The University of Navarra

Avenida Pearson 21

08034 Barcelona

Spain

E-mail address: mbainfo@iese.edu

Web site address: <http://www.iese.edu>

Corporate ranking: 2

Enrollment: 440

Women: 24%

International: 63%

Part-time: 0

Average age: 28

Applicants accepted: 31%

Average starting pay: \$77,000

Graduate ranking: 3

Annual tuition & fees: \$16,765

Room and board: N/A


Average GMAT score: 655

Average years work experience: 4.3

Applicants accepted enrolled: 72%

Intellectual capital: 7

Teaching Methods: Lecture, 20% Case study, 70%
Simulations, presentations, 10%



Related Links

- [School Profile](#)
- [Placement Q&A](#)

IMD—INTERNATIONAL INSTITUTE OF MANAGEMENT DEVELOPMENT

Ch. de Bellerive 23

CH-1001 Lausanne, Switzerland

E-mail address: mbainfo@imd.ch

Web site address: <http://www.imd.ch>

Corporate ranking: 4

Enrollment: 86

Women: 20%

International: 95%

Part-time: 0

Average age: 31

Applicants accepted: 13%

Median starting pay: \$124,000

Graduate ranking: 4

Annual tuition & fees: \$28,000

Room and board: N/A

Average GMAT score: 650

Average years of work exp.: 7

Accepted applicants enrolled: 83%

Intellectual capital: 3

Teaching methods: Lecture, 10% Case study, 65%
Team consulting projects, 25%



Related Links
[School Profile](#)
[Admissions Q&A](#)

THE UNIVERSITY OF WESTERN ONTARIO

Richard Ivey School of Business
1151 Richmond Street North
London, Ontario, Canada N6A 3K6
E-mail address: mba@ivey.uwo.ca
Web site address: <http://www.ivey.uwo.ca/mba>

Corporate ranking: 5	Graduate ranking: 5
Enrollment: 600	Annual tuition & fees: \$14,000
Women: 25%	Room and board: \$4200
International: 40%	Average GMAT score: 661
Part-time: 0	Average years of work exp.: 5
Average age: 28	Accepted applicants enrolled: 70%
Applicants accepted: 40%	Intellectual capital: 5
Median starting pay: \$70,700	

Teaching methods: Lecture, 10% Case study, 80% Other, 10%



Related Links
[School Profile](#)
[Video View](#)
[Admissions Q&A](#)
[Part-Time MBA](#)

ROTTERDAM SCHOOL OF MANAGEMENT

P.O. Box 1738
3000 DR Rotterdam
The Netherlands
E-mail address: rsm@rsm.nl
Web site address: <http://www.rsm.nl>

Corporate ranking: 7	Graduate ranking: 6
Enrollment: 496	Annual tuition & fees: \$12,000
Women: 21%	Room and board: \$10,550
International: 92%	Average GMAT score: 622
Part-time: 222	Average years of work exp.: 5.6
Average age: 29	Accepted applicants enrolled: 65%
Applicants accepted: 40%	Intellectual capital: 6
Median starting salary: \$76,000	

Teaching methods: Lecture, 40% Case study, 40%
Simulations/games, 20%



Related Links

- [School Profile](#)
- [Admissions Q&A](#)
- [Part-Time MBA](#)

UNIVERSITY OF TORONTO
Joseph L. Rotman School of Management
105 St. George Street
Toronto, Ontario M5S 3E6
Canada
E-mail address: mbaprog@mgmt.utoronto.ca
Web site address: <http://www.mgmt.utoronto.ca>

Corporate ranking: 6	Graduate ranking: 7
Enrollment: 415	Annual tuition & fees:
Women: 26%	resident—\$11,700
International: 14%	nonresident—\$14,992
Part-time: 152	Room and board: N/A
Average age: 27	Average GMAT score: 674
Applicants accepted: 31%	Average years of work exp.: 4.4
Median starting pay: \$59,700	Accepted applicants enrolled: 46%
	Intellectual capital: 4

Teaching methods: Lecture, 60% Case study, 30% Other, 10%