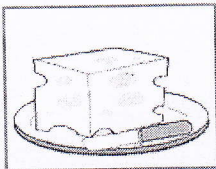





2	<p>زیر تصاویر کلمه مربوط را بنویسید.</p> <div style="display: flex; justify-content: space-around; align-items: flex-end;"> <div style="text-align: center;">  16. </div> <div style="text-align: center;">  17. </div> <div style="text-align: center;">  18. </div> <div style="text-align: center;">  19. </div> </div>	ث														
2	<p>گزینه ی درست را انتخاب کنید.</p> <p>20.Ten plus five is(fourteen - fifteen - thirteen - sixteen)</p> <p>21.Seventy minus thirty is(forty - fifty - sixty - thirty)</p> <p>22.My mother's brother is my.....(aunt - father - mother - uncle)</p> <p>23.....is your birthday? In Aban. (Where - How - When - What)</p> <p>24.....are you? Great, thanks. (How - How old - Where - What)</p> <p>25.Who is that girl?Sara. (I'm - You're - He's - She's)</p> <p>26.What's your brother's name?name is Reza.(Her - His - My - Your)</p> <p>27.....are you, dad? I'm in the garage .(What - Where - When - How)</p>	ح														
1	<p>مکالمه ی در هم ریخته ی زیر را کامل کنید.</p> <div style="display: flex; justify-content: space-between;"> <div style="width: 45%;"> <p>28. Ali:</p> <p>29. Reza:</p> <p>30. Ali:</p> <p>31. Reza:</p> <p>32. Ali:</p> <p>33. Reza:</p> </div> <div style="width: 45%;"> <p>a) Chicken and rice</p> <p>b)He's wearing a blue suit.</p> <p>c)What's his favorite food?</p> <p>d)Where does he live?</p> <p>e)Which one is your English teacher?</p> <p>f) 22 Mehr Street.</p> </div> </div>	خ														
1/5	<p>با اطلاعات خود جدول را کامل کنید</p> <table border="1" style="width: 100%; text-align: center;"> <tr> <td>Clothing item</td> <td>shoe</td> <td></td> <td>gloves</td> <td></td> <td>belt</td> <td></td> </tr> <tr> <td>Color</td> <td></td> <td>red</td> <td></td> <td>black</td> <td></td> <td>white</td> </tr> </table>	Clothing item	shoe		gloves		belt		Color		red		black		white	چ
Clothing item	shoe		gloves		belt											
Color		red		black		white										
2/5	<p>فرض کنید می خواهید برای آزمون مدارس استعدادهای درخشان ثبت نام کنید لطفاً فرم را به زبان انگلیسی پر کنید.</p> <div style="display: flex; justify-content: space-between;"> <div style="width: 48%;"> <p>34.First name:.....</p> <p>36.Age:.....</p> <p>38.Mobile phone number:.....</p> <p>40.Telephone number:.....</p> <p>42.Address:.....</p> </div> <div style="width: 48%;"> <p>35.Last name:.....</p> <p>37.Father's name:.....</p> <p>39.School name:.....</p> <p>41.City:.....</p> <p>43. E-mail address:.....</p> </div> </div>	ج														
16	Good luck Khordad 1393															