



<i>Subjects</i>	<i>Page</i>
Introduction	2
Manhole :	3
Introduction	4
Application	5
Benefits Of Manhole Installation	6
Non Return Valve :	9
Introduction	10
Application	11
Reasons For Backwater Can Be	12
Installation Requirement	13
Benefits Of Non Return Valve Installation	14
Easy Branch :	15
Introduction	16
Benefits Of Easy Branche Installation	17
Different Parts Of Easy Branch	18
Installation Stages On Pipes	19
Air Admittance Valve :	21
Introduction	22
Characteristics	22
Emplacement	23
Main Parts	24
Operation	24
Trapped Floor Gally :	27
Introduction	28
Benefits	28
Operation	29
Structure	30
PVC-u Well Casing, Filter & Pre - Packed Pipes	31
Trapezoidal Thread Figure	35
Application Of PVC-u Casing Pipes	36
PVC Pre - Packed Filter Pipes	37
Casing (V) Pipe	38



Introduction :

Polymer Golpayegan (PG) Company To Follow Up The Needs Of The Society And For Development Of Water And Waste Water Transmission Network Was Established In 1982 With Over Three Decades Of Experience In The PVC- u Pipe And Fitting Industry And Marketed Its Products Under Trade Mark Of PG .

Executive Management And Senior Site Management Are Responsible For Integrating Quality Requirements Into All Areas And Situations Of The Work Environment By Reviewing Product Risks, Technical Developments, Scientific Advancements, People Skills, Customer's Needs And Community Expectations .

PG Is Committed To Continual Improvement Through A Systematic Risk Evaluation Process, Internal Controls And Corporate Objectives To Effectively And Efficiently Satisfy Customer Requirements And Improve All Processes And Associated Resources .

Due To The Complexities And Changes In The Environment, Meet The Need Of Customers, Gaining Competitive Advantage And Implement Entrepreneurship And Innovation, PG Company Completed Its Initial Research And New Products Have Been Marketed With Names Of ; Easy Branch, Non Return Valve, Manhole, PG Vent, Gully And Perforation Well Casing Pipe .

The Benefits Of These Products Are As Follows :

- 1- Facilitate The Design Of Sewer Network During Installation .
- 2- Easy Installation In The Shortest Time .
- 3- Minimizing Costs .
- 4- Update Sewage System Construction .
- 5- Replacement Of The Well Casing Pipe Instead Of Metal Pipes .

Manhole

 Polymer
Golpayegan

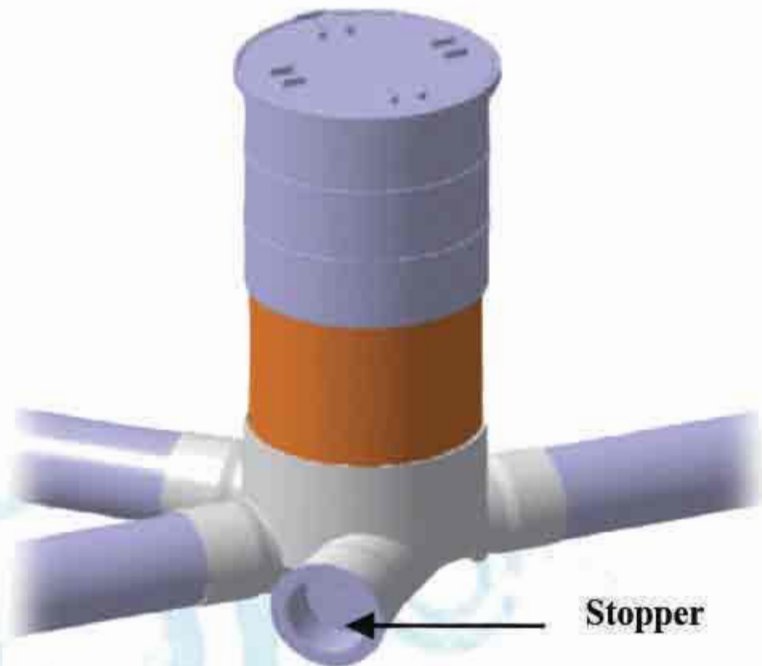


www.pgproduct.com
sale@pgproduct.com



Introduction :

Manhole Is The Top Opening To An Underground Utility Vault Used To House An Access Point For Making Connections Or Performing Maintenance On Underground And Buried Public Utility And Other Services Including Sewers, Telephone, Electricity, Storm Drains And . . .


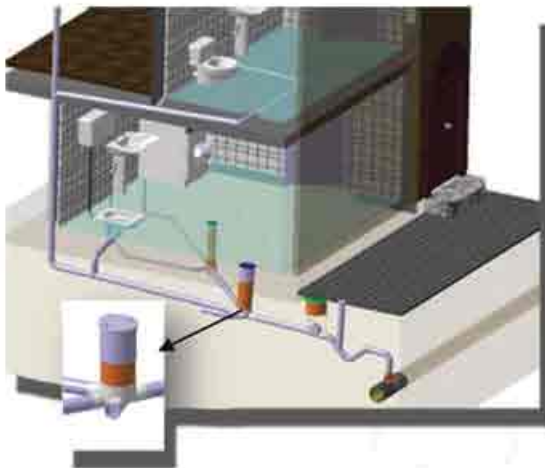




Application :

1 - It Can Be Used In Apartments And Buildings To Joint Several Wastewater Units, Separately, To An Outlet Path For Connecting To The Public Sewage .

2 - Manhole With Smaller Sizes Is Applied In Domestic Sewage System . For Junction The Bathrooms, Toilet And Kichen Sewer, Separately, And Join Them In Outlet .



3 - Manhole With Larger Sizes Is Applied To Joint Several Domestic Wastewaters Inside Impasses That The Implementation Of Main Pipe Is Not Possible .



Benefits Of Manhole Installation :

1 - It's A Good Replacement For Concrete Or Brike Manhole Due To Quick And Easy Installation, Light Weight, Cost Reduction, Making The Flow Easier, Flexibility Against The Forces Caused By Earthquake And It's More Strenth .



2 - The Outlet Section Dimension Is Much Larger Than The Input Sections That Allow More Volume Discharge Of Waste , With More Speed .



3 - Desired Height Adjustment Can Be Achieved By Placing A Pipe Between The Manhole And Socket .

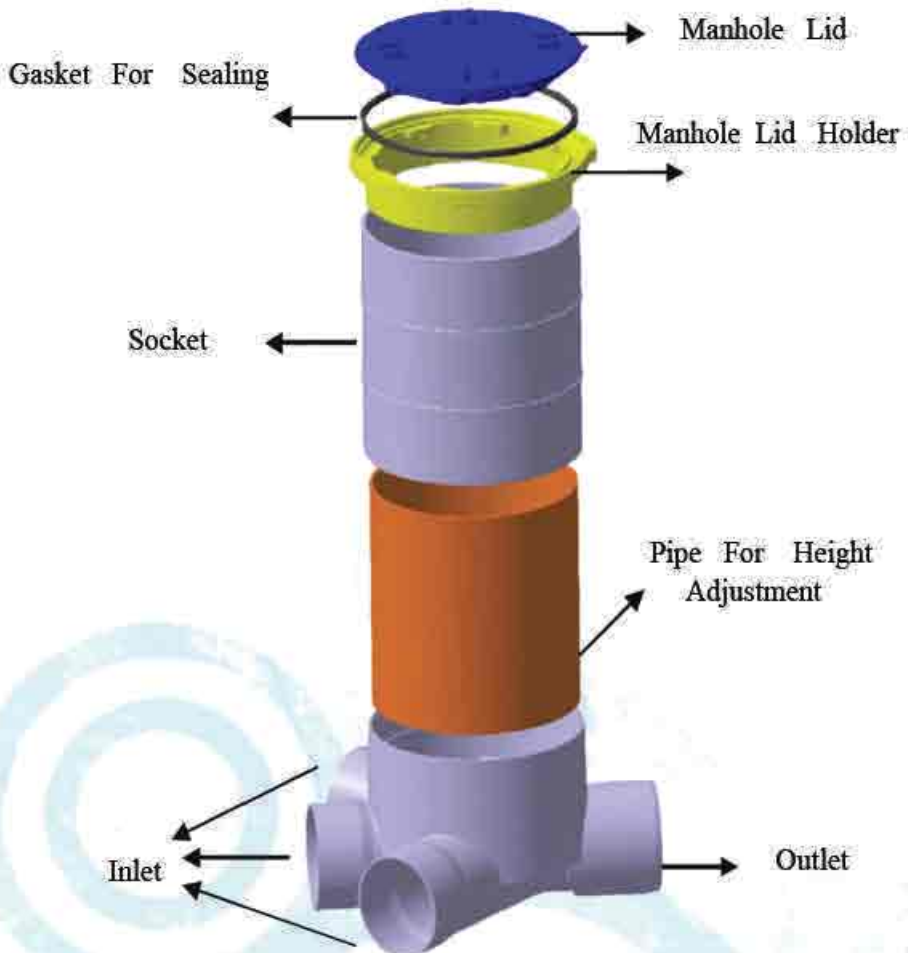
4 - Unique Design Provides Conditions For Inspection .





5 - It Can Be Used As An Inspection Chamber With Using Of Cast Iron Doors In Places Where There Is The Possibility Of Heavy Traffic Vehicles .

6 - Unused Input Can Be Closed Or Conversely Closed Inlet; Can Be Opened When A New Branch Is Required .




Non Return Valve

 Polymer
Golpayegan




www.pgproduct.com
sale@pgproduct.com



Introduction :

Non Return Valves Simply Protect And prevent Back Water Damages . Professional And Suitable Draining Of Both Plot And Building Also Contribute Maintaining The Value Of The Property In The Long Term . For Economic Reasons Rainwater Pipes Can't Be Dimensioned In Such A Way That They Can Deal With Extremely Heavy Rain Without Any Problems . Therefore Draining Systems Such As Floor Drains, Washing Machines, Sinks, Showers Or Toilets Which Are Below The Backwater Level Have To Be Protected Effectively And Permanently Against Backwater .






Application :

PG Solvent Cement And Push-Fit Non Return Valve Operates Fully Automatically And Are Resistance To Effect Chemicals Because All Parts Are Produced Of PVC-U . It Is Equipped With Free Hanging Vertical Backwater Flaps . These Flaps Ensure That A Buildings Waste Water Flows Freely Through The Valve While Simultaneously Preventing Any Back Water From Backing Up In To The Building .





Reasons For Backwater Can Be :

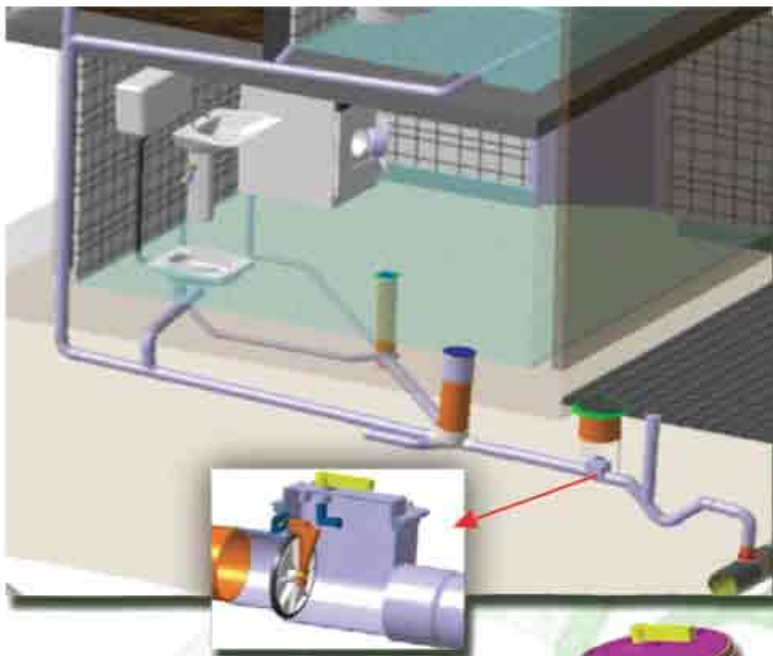
- ✓ Blockage Burst Pipes Or Damage To The Sewage System .
- ✓ Pump Failure, If The Drainage System Is Connected To A Pumping Station .
- ✓ High Water Levels In The Recipient (Stream Or River) .
- ✓ Pipe Blockage Or Diversion Due To Repair Work .
- ✓ When More Pipes Are Connected To The Sewage System Than Originally Planned .





Installation Requirement :

- ✓ In Order To Facilitate Optimum Utilization And Easy Movement Of Waste Water It Should Be Installed Horizontally .
- ✓ Installation Must Be Suitable And Available For Inspection And Repair .
- ✓ With A 2 Degree Slope Towards The Sewer Pipes Should Be Installed .





Benefits Of Non Return Valve Installation :

- 1 - Easy Installation Either Solvent Cement Or Push - Fit .
- 2 - Suitable For Adding To The Existing System Also Easy To Change After Installation .
- 3 - Unique Design, Provide Conditions For Possible Repair Or Inspection . So It Is A Substitute For Inspection Chamber, It Is Usually Mounted At The Sewage System Outlet .
- 4 - Keeping Buildings Safe From Backwater Especially In The Apartment Or Units Sewer Network .
- 5 - Facilitate Waste Removal From Building To Public Sewage Or Well And Prevents The Backwater To Be Entered Inside The Building .
- 6 - Replacement Parts Are Easy .
- 7 - Resistance To Effects Chemicals Because All Parts Are Produced Of PVC-u .
- 8 - The Backwater Valve Prevents Rats And Other Rodents Entering .
- 9 - Closure Without Any Leakage Makes It Possible To Change The Sewage Path When It's Necessary .
- 10 - Operates Fully Automatically, No External Power Supply Needed .

Easy Branch

 **P**olymer
Golpayegan



www.pgproduct.com
sale@pgproduct.com



Introduction :

Easy Branch Is Used As A Fitting For Establishing Connection Between Wastewater And Domestic Sewage . Also It Can Be Used To Create A New And Easy Branch In Different Sizes .





Benefits Of Easy Branch Installation :

- ✓ Creating 110, 125 And 160 mm Branches On Pipes With Different Size .
- ✓ With Capability To Install On Various PVC Pipes, Corrugated And PE Pipes .
- ✓ Easy Installation And Creating Either Solvent Cement Or Ring Seal Branches .
- ✓ Because Of Threaded Body Shape, Replacement Of Parts Is Easy .
- ✓ Resistance To Chemicals Effects Because That All Parts Are Produced With PVC-u Virgin Materials .
- ✓ No Any Leakage Because Of Its Special Rubber Gasket .
- ✓ Bear Operating Pressure At Least Equal To Half A Bar .
- ✓ Having An En Bloc Main Body Shape .





Different Parts Of Easy Branche :



Solvent Cement Main En Bloc Body



Ring Seal Main En Bloc Body



Intermediate Segment



Centralizer Adaptation Segment
For Placing The Main En Bloc
Body In The Center



Ring Nut Screw For Tightening
The Intermediate Segment For
Better Sealing



Social Clip For Tightening And
Closing The Ring Nut (Already
Inside Package)



Installation Stages On Pipes :

- 1 - First , In Order To Fix The Gimlet Tip, Create A Hole On The Pipe At The Marked Place Then Drill The Pipe With PG's Cylindrical Saw .

- 2 - Except Rubber Gasket, All Parts Of Assembly Easy branch (Including Nut, Intermediate Segment And Centralizer Adaptation Segment) Should Be Opened From The Main En Bloc Body And Put Them Aside .

- 3 - Push The Gasket Rubber And Put The Main Body Inside The Hole, Such That The Guidance Of Intermediate Part Be Vertical To Pipe's Axis .





4 - The Centralizer Adaptation Segment, Contacting With Bottem Of En Bloc Body Shuld Be Fixed Between The Hole Wall Of Main Network And The En Bloc Body . (Notice : This Piece Should Not Be Exit From The Hole Wall .)

5 - Insert The Intermediate Segment In To The Main En Bloc Body According To Guidance And Simultaneously Insert Centralizer .

6 - Screw The Ring Nut And Tighten It With Hand As Much As Possible . For More Tightening, Please Use The PG's Special Clip .



(PG VENT)

(A.A.V.)

Air Admittance Valve

 Polymer
Golpayegan

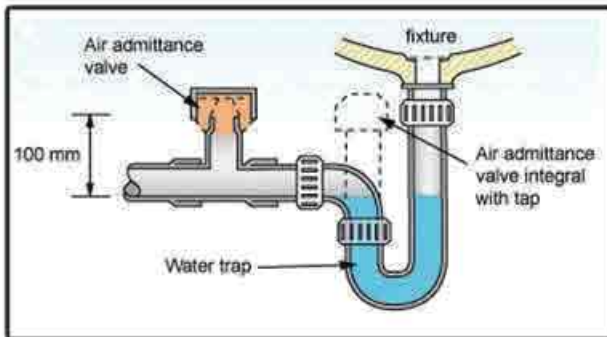


www.pgproduct.com
sale@pgproduct.com



Introduction :

PG Company Has Designed And Manufactured Air Admittance Valve (A.A.V.) For Sewer System That Provides Adequate Air For Building Sewer .



Characteristics :

- ✓ Easy And Quick Discharge Wastewater Into Sewer .
- ✓ Prevents To Discharge Sealed Water In Trap Such As U-Trap, Gully, ... It Also Prevents To Spread Bad Smell Into The Building . (Case 1 In Figure 1)
- ✓ Saving Money Due To Less Piping To The Vent System .



Emplacement :

The Following Images Show The Appropriate Location For Installation :




Figure (1)

Best Place To Install A.A.V. For Toilets, Sink And Washing Machine

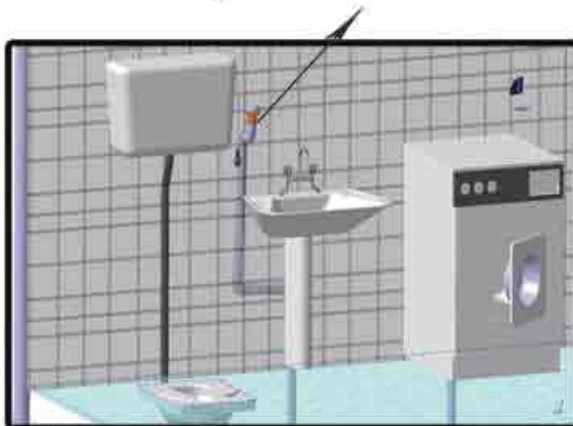


Figure (2)



Main Parts :

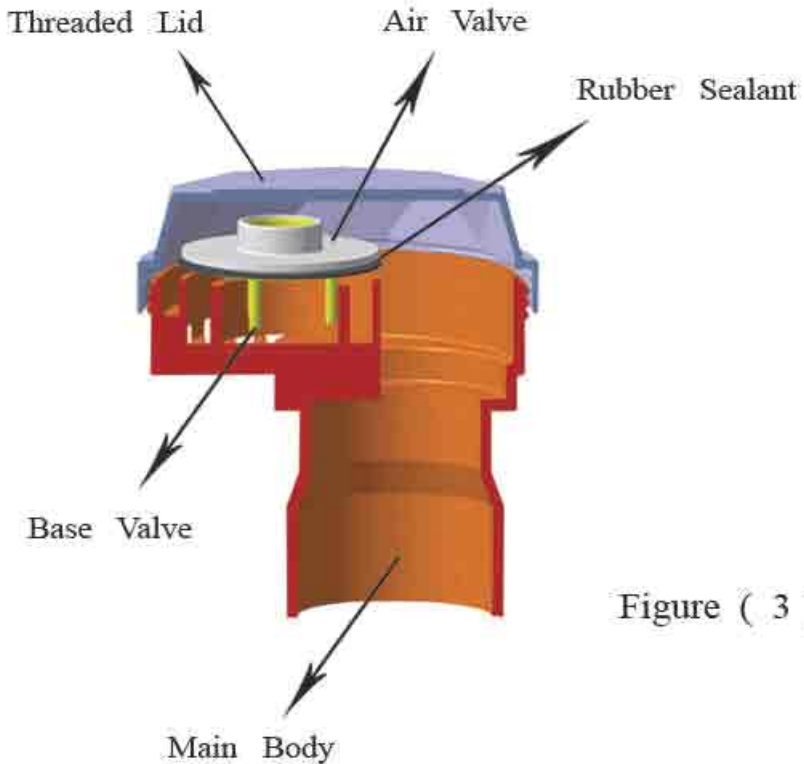


Figure (3)

Operation :

A . A . V . Is Normally Closed (No) . (Figure 4)
And Prevents Well's Air Sewage System To
Be Entered Into The Building .

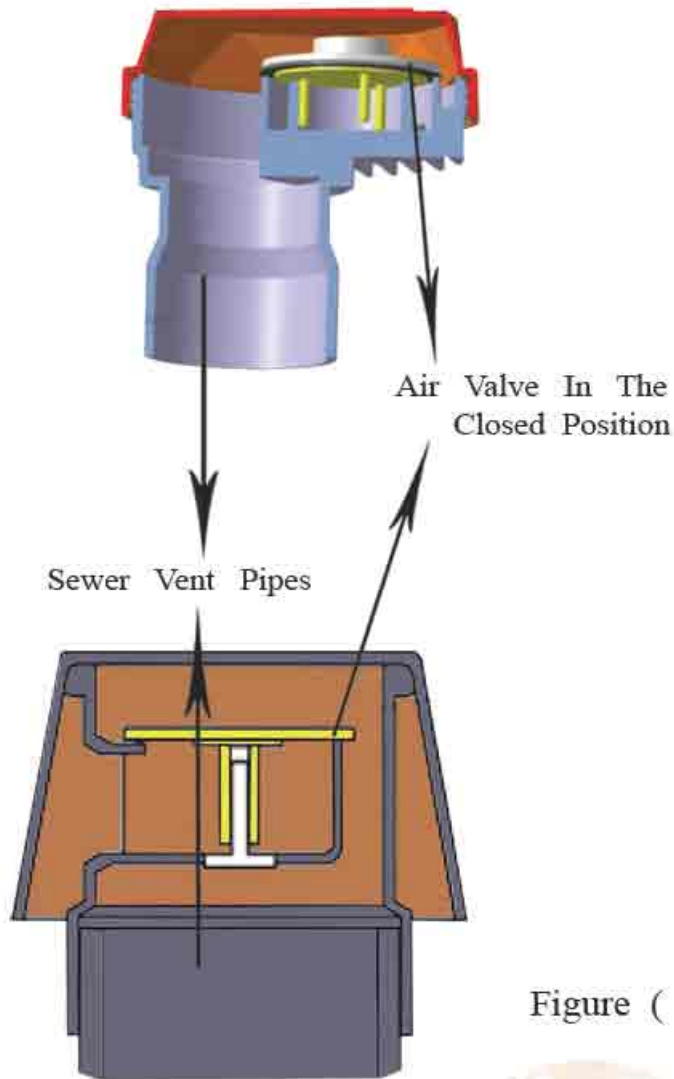


Figure (4)

Due To Negative Pressure Generated During Sewage Discharge, Built - In Air Valve Will Be Opened And Allows Fresh Air Be Entered Into The Sanitary System . (Figure 5)

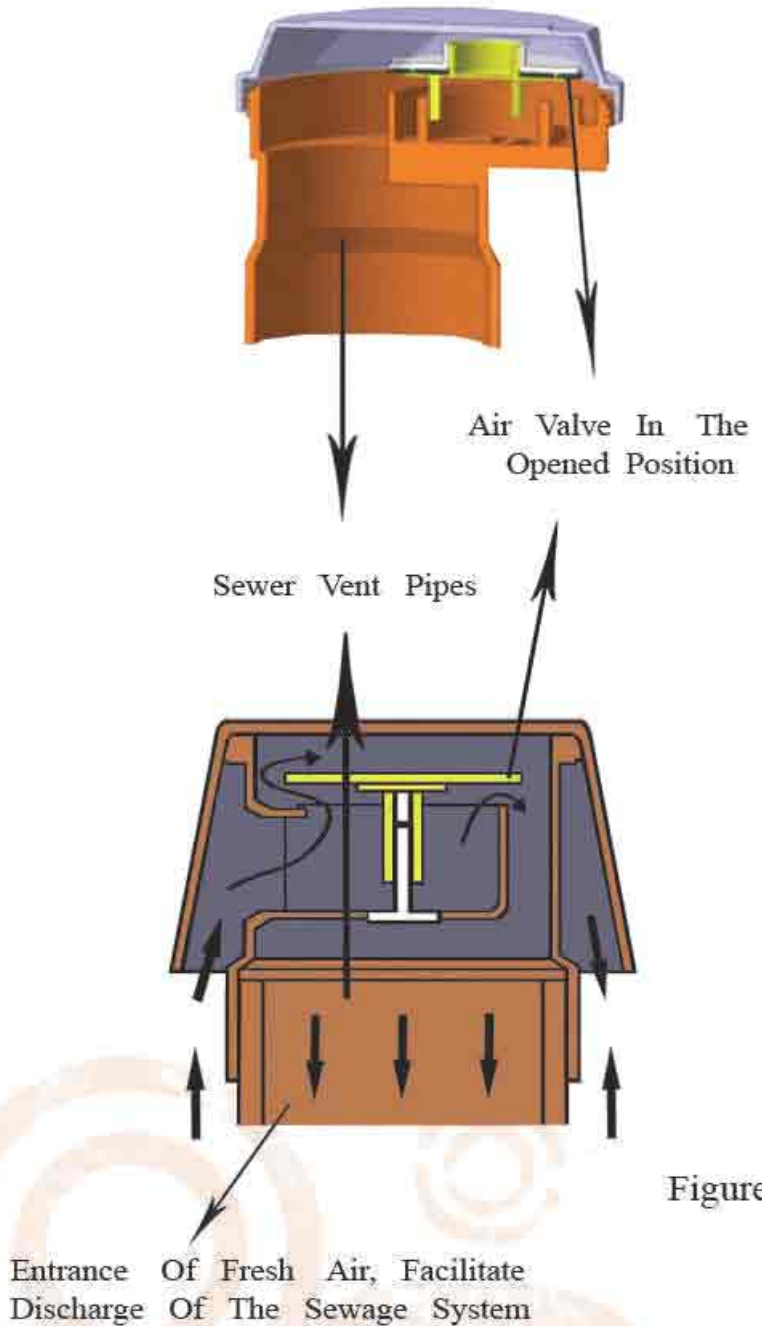


Figure (5)

Trapped Floor Gully

Polymer
Golpayegan



www.pgproduct.com
sale@pgproduct.com

Introduction :

Trapped Floor Gully Is A New Product Of **PG** That Simultaneously Is Used Instead Of Siphon, Square Hopper Grid, Manhole And Inspection Chamber . It Installed On The Kitchen Floor, Bathroom, Toilet And Parking.

Gully Baffle Plate Acted Like A Trap And Prevents Smell Coming Back To The Building .

This Piece Is Easily Disconnected From Fitting And Creates The Possibility Of Removing The Obstruction .

Its Outlet Is 110 mm And The Inlets Are 50 & 63 mm .



Benefits :

- 1- Square Hopper Grid Provides Conditions For Inspection .
- 2- Unique Design Of Baffle Plate Acts Like A Siphon And Avoids From Entering Metal Object In To The Sewer Network . Thus If Necessary, Through



Inspection Chamber It's Possible To See And Exit It .

3- This Product Acted As The Central Siphon And It's Not Required Separately Siphon For Each Branches . (For E.G . : WC, Sink, Dishwasher, Washing Machine And Bathtub)

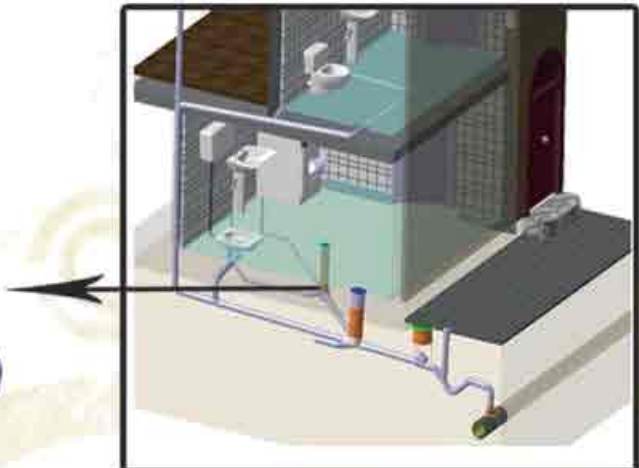
4- By Installation Of A PG Vent After Gully Outlet, Required Air Network For Wastewater Disposal Is Provided .

5- Has Ability To Add Inlet For A New Branch .

Operation :

1- Outlet Of This Product Is 110 mm And The Inlets Are 50 & 63 mm .

2- When The Wastewater Return, Valve Moves Upward And Prevent Sewer Coming Back To The Building .



Structure :

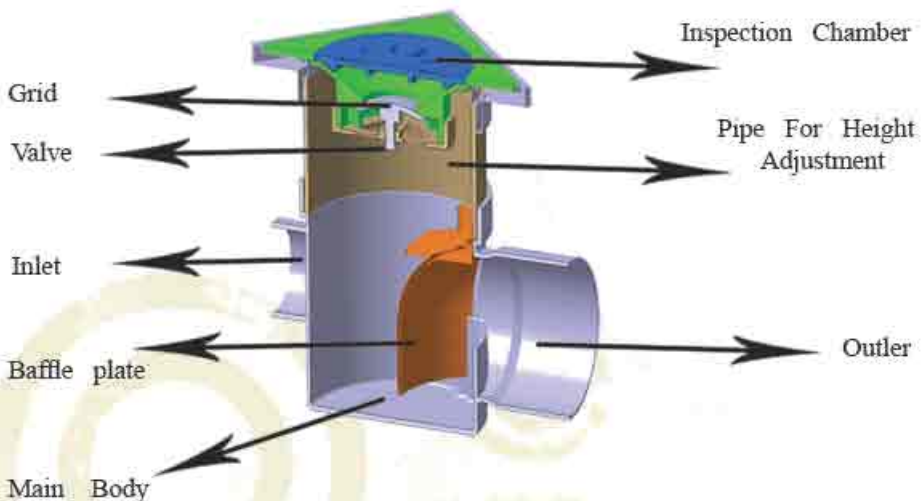
It Consists Of Two Main Parts :

Part 1 :

- 1- The Main Body (With Three Inlets And One Outlet) .
- 2- Baffle plate with airtight Seal .

Part 2 :

- 1- Square Gully Grid Top As An Inspection Chamber .
- 2- Valve And Its Holder .
- 3- Pipe For Height Adjustment .



Well Casing, Filter Pre - Packed Pipes &

 **P**olymer
Golpayegan

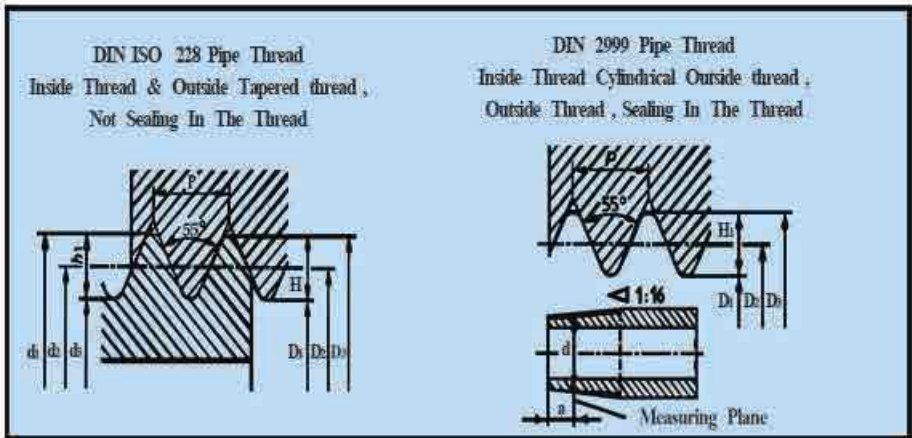


www.pgproduct.com
sale@pgproduct.com



Filter Pipe (F) According To DIN 4925 -1 mm

Nominal Diameter inch mm		Diameter	Wall Thickness	Length (M)	Perforation Width	Distance Between 2 Perforation	According To DIN 2999	
							Internal Thread	External Thread
3	80	88	4	1	1.5 ^{±0.2}	9.5	RP3	R3
3	90	88	4	2	2 ^{±0.2}		RP3	R3
4	100	113	5	1	1.5 ^{±0.2}		RP4	R4
4	100	113	5	2	2 ^{±0.2}		RP4	R4



External Thread DIN 2999	External And Internal Thread DIN ISO 228	Internal Thread DIN 2999	Outside Diameter: d = D	Flange Diameter: d2 = D2	Pitch P	Number Of Threads Per Inch	Depth Of Thread	Distance of the measuring Plane
RP3	R3	G3	87.88 mm	86.41 mm	2.31 mm	11	1.48	20.6 mm
RP4	R4	G4	113.03 mm	111.55 mm	2.31 mm	11	1.48	25.4 mm



Filter Pipe (F) According To DIN 4925-2 mm

inch	Nominal Diameter mm	Diameter	Wall Thickness	Length (M)	Threads Type	Perforation Width	Distance Between 2 Perforation
4	100	113	5	1	* TR	1.5 ^{+0.2}	9.5
			7			2 ^{+0.1}	
4	100	113	5	2	TR	1.5 ^{+0.1}	9.5
			7			2 ^{+0.1}	
4	100	113	5	3	TR	1.5 ^{+0.2}	9.5
			7			2 ^{+0.1}	
4	100	113	5	4	TR	1.5 ^{+0.2}	9.5
			7			2 ^{+0.1}	
5	125	140	6.5	1	TR	1.5 ^{+0.2}	9.5
			8			3 ^{+0.1}	11
			6.5			2 ^{+0.1}	9.5
5	125	140	6.5	2	TR	1.5 ^{+0.2}	9.5
			8			3 ^{+0.1}	11
			6.5			2 ^{+0.1}	9.5
5	125	140	6.5	3	TR	1.5 ^{+0.2}	9.5
			8			3 ^{+0.1}	11
			6.5			2 ^{+0.1}	9.5
5	125	140	6.5	4	TR	1.5 ^{+0.2}	9.5
			8			3 ^{+0.1}	11
			6.5			2 ^{+0.1}	9.5
6	150	165	7.5	1	TR	1.5 ^{+0.2}	9.5
			9.5			3 ^{+0.1}	11
			7.5			2 ^{+0.1}	9.5
6	150	165	7.5	2	TR	1.5 ^{+0.2}	9.5
			9.5			3 ^{+0.1}	11
			7.5			2 ^{+0.1}	9.5
6	150	165	7.5	3	TR	1.5 ^{+0.2}	9.5
			9.5			3 ^{+0.1}	11
			7.5			2 ^{+0.1}	9.5
6	150	165	7.5	4	TR	1.5 ^{+0.2}	9.5
			9.5			3 ^{+0.1}	11
			7.5			2 ^{+0.1}	9.5
8	200	225	10	1	TR	1.5 ^{+0.2}	9.5
			13			3 ^{+0.1}	11
			10			2 ^{+0.1}	9.5
8	200	225	10	2	TR	1.5 ^{+0.2}	9.5
			13			3 ^{+0.1}	11
			10			2 ^{+0.1}	9.5
8	200	225	10	3	TR	1.5 ^{+0.2}	9.5
			13			3 ^{+0.1}	11
			10			2 ^{+0.1}	9.5
8	200	225	10	4	TR	1.5 ^{+0.2}	9.5
			13			3 ^{+0.1}	11
			10			2 ^{+0.1}	9.5

Minimum Tolerance For Perforation Width Is Zero



Filter Pipe (F) According To DIN 4925-3

mm

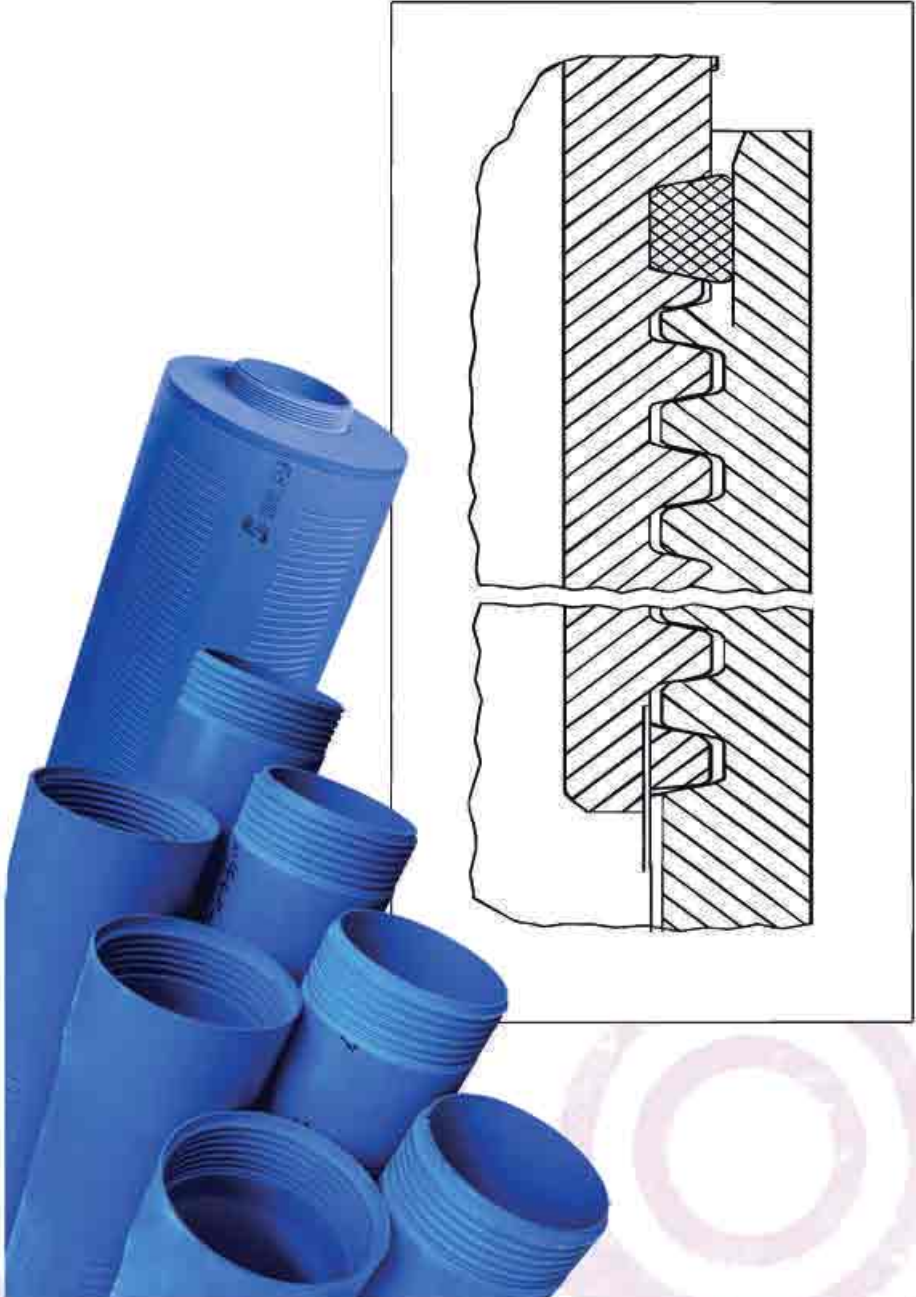
Nominal inch	diameter mm	Diameter	Wall thickness	Length (M)	Threads type	perforation width	Distance between 2 perforation
10	250	280	12,5	1	* TR	15 ^{+0,2}	9,5
			16			2 ^{+0,2}	
						3 ^{+0,3}	
10	250	280	12,5	2	TR	15 ^{+0,2}	9,5
			16			2 ^{+0,2}	
						3 ^{+0,3}	
10	250	280	12,5	3	TR	15 ^{+0,2}	9,5
			16			2 ^{+0,2}	
						3 ^{+0,3}	
10	250	280	12,5	4	TR	15 ^{+0,2}	9,5
			16			2 ^{+0,2}	
						3 ^{+0,3}	
12	300	330	14,5	1	TR	15 ^{+0,2}	9,5
						2 ^{+0,2}	
						3 ^{+0,3}	
12	300	330	14,5	2	TR	15 ^{+0,2}	9,5
						2 ^{+0,2}	
						3 ^{+0,3}	
12	300	330	14,5	3	TR	15 ^{+0,2}	9,5
						2 ^{+0,2}	
						3 ^{+0,3}	
12	300	330	14,5	4	TR	15 ^{+0,2}	9,5
						2 ^{+0,2}	
						3 ^{+0,3}	
14	350	400	17,5	1	TR	15 ^{+0,2}	9,5
			21,5			2 ^{+0,2}	
						3 ^{+0,3}	
14	350	400	17,5	2	TR	15 ^{+0,2}	9,5
			21,5			2 ^{+0,2}	
						3 ^{+0,3}	
14	350	400	17,5	3	TR	15 ^{+0,2}	9,5
			21,5			2 ^{+0,2}	
						3 ^{+0,3}	
14	350	400	17,5	4	TR	15 ^{+0,2}	9,5
			21,5			2 ^{+0,2}	
						3 ^{+0,3}	
16	400	450	19,5	1	TR	15 ^{+0,2}	9,5
			23,5			2 ^{+0,2}	
						3 ^{+0,3}	
16	400	450	19,5	2	TR	15 ^{+0,2}	9,5
			23,5			2 ^{+0,2}	
						3 ^{+0,3}	
16	400	450	19,5	3	TR	15 ^{+0,2}	9,5
			23,5			2 ^{+0,2}	
						3 ^{+0,3}	
16	400	450	19,5	4	TR	15 ^{+0,2}	9,5
			23,5			2 ^{+0,2}	
						3 ^{+0,3}	

Minimum Tolerance For Perforation Width Is Zero

* TR : Trapezoidal Thread



Trapezoidal Thread Figure :





Polymer Golpavegan Company Is A Producer Of wide Variety PVC-u Pipe And Fiting For Soil And Waste Discharge Non Pressure underground drainage and Sewerage,Water Supply And Well Casing Pipe And Filter For Three Decades .PG Business Activities Are Focused On The Development Manufacturing And Distribution Of Products Under The Brand Name Of PG .The Product Range Complies With Host Of National And International Standards And Filter PVC-u Pipes For Using In Gas Pipe Line Cathodes Protection .We Provide Solution For Complete Water Cycle, Energy And Power Distribution, Telecommunication Networks And Various Industrial Applications .PG Has Been Known For The Quality, Consistency And The Growth That Has Been Witnessed And Vouched For By The Industry .

PG Offers PVC-u Well Casing Pipes And Filter Pipes Conforming To DIN 4925-1, DIN 4925-2 And DIN 4925-3 .

Application Of PVC- u Casing Pipes :

PG PVC-u Well Casing And Filter Pipes Are An Ideal Product For Protection Of Domestic, Irrigation, Industrial And Mining Bore Wells, Keeping Out The Gravel Pack And Foreign Particles Providing Clean And Clear Water From The Bore Wells .

Characteristics And Advantages Of PG PVC- u Well Casing And Filter Pipes

Processed At High End & Latest State Of The Art Equipment	Keeps Up With The Consistency In Quality & The Prescribed Specifications
Manufactured From Quality Raw Material	Offers High Strength & Durability
PVC- u Pipes Offer Excellent Chemical Resistance	Non Corrosive, Ensure Longer Life Cycle
PVC- u Pipes Are Lighter In Weight Than The Conventional Metal Pipes	Easy Handling, Transportation & Installation
Economical	- PVC- u Pipes Cost Less Than Other Alternates - Cost Of Transportation, Handling & Installation Is Lower Being Lighter In Weight No Cranes, No Welding Machine Are Required For Installation
Longevity Of Life Cycle	PVC- u Pipes Generally Have A Life Cycle Of Up To 50 Years, Which Saves On Replacement & Replenishment Of Pipes
PVC- u Is Non- Conductive	Offers Excellent Life Avoiding Electro- Chemical Reactions, Which Generally Lead To Encrustation Of Pipes
Quality Water	PVC- u Doesn't Impart Any Color, Odor Or Taste
PG PVC- u Well Casing Pipe Offer Excellent Stiffness & Strength	Excellent Mechanical Properties That It Is Capable of Withstanding The Hydraulic Pressure The Pipe Are Subjected To During Construction Of Well
PG PVC- u Well Casing Pipes Are Reliable	PG Well Casing Pipes Have Trapezoidal Threads Wich Provide Easy & Stronger Joints
PG PVC- u Well Casing Pipes Complement The Well Casing System	The PVC- u Filter Pipes Facilitate Optimum Performance & Safety By Keeping The Gravel Pack & Other Foreign Substances Out Of The Well
PG PVC- u Filter Pipes Supplement Better Yields	The Horizontal Slot: Enable Laminar Flow In To The Well Ensuring Higher Permeability & Reducing Well Entrance Losses, Thus Saving Pumping Energy And Offer Higher Yield



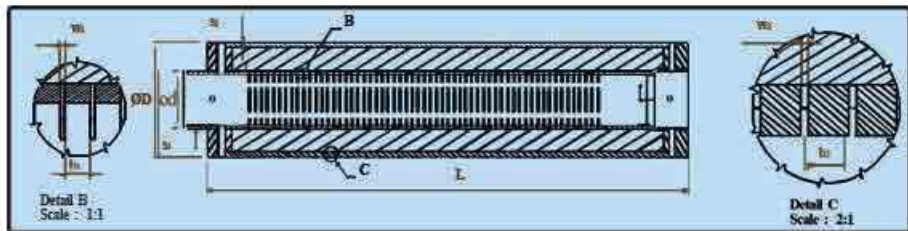
PVC Pre-Packed Filter Pipes :

Some Subsurface Condition Such As Heaving Caving And Silty Sand Make Conventional Gravel Pack Placement Difficult Or Impossible . The Solution Is **PG** Filter's Pre-Packed Pipe .

Contains An Integral Gravel Pack Is Held In Place Between Two Concentric Filters . This Assembly Is Then Installed In A Single Operation .

Standard Features :

- Allows Smaller borehole To Be Drilled .
- Reduces Cuttings Disposal .
- Factory-Installed Reserved Silica Sand Filter Pack Is Uniform And Without Voids .
- Fine-Grade Pack Allows Sediment-Free Sampling .
- High Filter Open Area .
- DIN 4925 Flush Threads And Acrylonitrile Butadiene Rubber (NBR) O-Ring Provide Leak-Proof Joint .
- Thread-On Points Ease Installation In Heaving Sands .
- Shipped Sealed In A Special Polyethylene Bag To Exclude Contaminates And Damage .



Nominal Size DN	Od mm	OD mm	L mm	S1 mm	S2 mm	Threat Type	W1 mm	W2 mm	B1 mm	B2 mm
150x100	113	165	+940	7.0	7.5	TR	2.0	1.5	9.5	9.5
200x100	113	225	+940	7.0	10.0	TR	2.0	1.5	9.5	9.5
200x150	165	225	+940	9.5	10.0	TR	3.0	1.5	11.0	9.5
250x200	225	280	+940	13.0	12.5	TR	3.0	1.5	11.0	9.5
300x250	280	330	+940	16.0	14.5	TR	3.0	1.5	11.0	9.5
350x300	330	400	+940	14.5	17.5	TR	3.0	1.5	11.0	9.5
400x350	400	450	+940	21.5	19.5	TR	3.0	1.5	11.0	9.5

ILLustration Of **PG** Pre-Packed Pipes :





Casing (V) Pipe :

Casing (V) Pipe According To DIN 4925-1

mm

Nominal Diameter		Diameter	Wall Thickness	Length (M)	According To DIN 2999	
inch	mm				Internal Thread	External Thread
3	80	88	4	1	RP3	R3
3	80	88	4	2	RP3	R3
3	80	88	4	3	RP4	R4
3	80	88	4	4	RP4	R4
4	100	113	5	1	RP3	R3
4	100	113	5	2	RP3	R3
4	100	113	5	3	RP4	R4
4	100	113	5	4	RP4	R4



External Thread DIN 2999	External And Internal Thread DIN ISO 228	Internal Thread DIN 2999	Outside Diameter d = D	Flange Diameter d2 = D2	Pitch P	Number Of Threads Per Inch	Depth Of Thread	Distance of the measuring Plane
RP3	R3	G3	87.88 mm	86.41 mm	2.31 mm	11	1.48	20.6 mm
RP4	R4	G4	113.03 mm	111.55 mm	2.31 mm	11	1.48	25.4 mm



Casing (V) Pipe According To DIN 4925-2 mm

inch	Nominal Diameter		Diameter	Wall Thickness	Length (M)	Threads Type
	inch	mm				
4		100	113	5	1	* TR
				7		
4		100	113	5	2	TR
				7		
4		100	113	5	3	TR
				7		
4		100	113	5	4	TR
				7		
5		125	140	6.5	1	TR
				8		
5		125	140	6.5	2	TR
				8		
5		125	140	6.5	3	TR
				8		
5		125	140	6.5	4	TR
				8		
6		150	165	7.5	1	TR
				9.5		
6		150	165	7.5	2	TR
				9.5		
6		150	165	7.5	3	TR
				9.5		
6		150	165	7.5	4	TR
				9.5		
8		200	225	10	1	TR
				13		
8		200	225	10	2	TR
				13		
8		200	225	10	3	TR
				13		
8		200	225	10	4	TR
				13		

* TR : Trapezoidal Thread



Casing (V) Pipe According To DIN 4925-3 mm

Nominal inch	diameter mm	Diameter	Wall thickness	Length (M)	Threads type:
10	250	280	12,5	1	* TR
			16		
10	250	280	12,5	2	TR
			16		
10	250	280	12,5	3	TR
			6		
10	250	280	12,5	4	TR
			16		
12	300	330	14,5	1	TR
12	300	330	14,5	2	TR
12	300	330	14,5	3	TR
12	300	330	14,5	4	TR
14	350	400	17,5	1	TR
			21,5		
14	350	400	17,5	2	TR
			21,5		
14	350	400	17,5	3	TR
			21,5		
14	350	400	17,5	4	TR
			21,5		
16	400	450	19,5	1	TR
			23,5		
16	400	450	19,5	2	TR
			23,5		
16	400	450	19,5	3	TR
			23,5		
16	400	450	19,5	4	TR
			23,5		

* TR : Trapezoidal Thread



ISO 14001 : 2004
ISO 9001 : 2008
OHSAS 18001 : 2007



**Head Office : PG Building , 53 ,
Dehram , Gheyraiyeh Bv . ,
Sadr HW , Tehran 1931974367 , Iran
Tel : +98-21-2269 5510
Fax : +98-21-2269 5513**

**Factory : Golpayegan 8771933341 ,
P.O. Box : 161
Tel : +98-31-57248 112
Fax : +98-31-57248 111**

www.pgproduct.com
sale@pgproduct.com

New Products Catalogue 2014

PVC- u Pipes & Fittings Manufacturer

NEW



Polymer Golpayegan