



# گرامر زبان انگلیسی<sup>©</sup>

(محمد زکی زاده)

این اثر کامل ترین و مفید ترین خلاصه گرامر برای دانشجویان و دانش آموزان در تمامی رشته ها و مقاطع تحصیلی بوده که بر اساس کتابهای زیر نوشته شده و تا جایی که امکان داشته از بیان موارد غیر ضروری خودداری شده است.

**English Sentence Structure by: Robert Kohn**

**A Practical English Grammar by: Tomson & Mortinen**

**Graded Exercise in English by: Robert J. Dixon**

**NTC's Preparation for the TOEFL by: Mallade Broukal & Nolan-Wood**

**Cambridge Preparation for the TOEFL Test by: Jolen Gear**

**Modern English by: Marcella Frank**

زبان انگلیسی (جامع کنکور) نویسندگان: دکتر پرویز بیرجندی و دکتر علیرضا جابری

دستور کامل زبان انگلیسی، مولف خانم مریم گلتراش

گرامر زبان انگلیسی، مولف آقای جمشید رجبی

گرامر زبان انگلیسی، مولف جواد عسکری

( کپی و تکثیر این اثر و PDF آن بلامانع است )

## Tenses in English

## زمانها در زبان انگلیسی

زمان حال ساده: برای بیان کارهایی است که بطور تکراری انجام می شود.

.... + حالت ساده فعل + فاعل

I go to school every day.

They play football every evening.

Do they play football every evening?

She watches TV every night.

Does she watch TV every night?

Yes, she does.

No, she does not.

زمان حال استمراری: برای بیان کارهایی است که همین حالا دارد انجام می شود.

am, is, are + فعل + ing + ... + now + فاعل

He is going home.

Is he going home?

Yes, he is. No, he is not.

They are washing their car.

I am doing my homework.

دارم - داریم -

داری - دارید -

دارد - دارند -

زمان حال کامل: برای بیان کارهایی است که قبلا انجام شده و اثر آنها مهم تر از زمان انجام آنها است.

( yet, just, since, for, recently, lately, times : عبارتند از )

have / has + P.P. + ... + فاعل

I have seen this film three times so far.

She hasn't left home yet.

He has written the letter since 9 o'clock.

Have you eaten your lunch?

Yes, I have.

No, I have not.

ام - ایم -

ای - اید -

است - اند -

زمان حال کامل استمراری: برای بیان کارهایی است که از قبل شروع شده و هنوز تمام نشده است.

have / has been + فعل + ing + فاعل

It has been raining since this morning.

I have been working here since last week.

Have you been working here since last week?

زمان گذشته ساده: برای بیان کارهایی است که قبلاً انجام شده و تمام شده و در اینجا زمان انجام کار مهم تر است.

قید زمان گذشته + ... + زمان گذشته فعل + فاعل

We worked hard yesterday.

Did you work hard yesterday.

She went to Tehran last week.

Did she go to Tehran last week?

زمان گذشته استمراری: برای بیان استمرار کارهایی است که در زمان گذشته انجام شده و معمولاً با یک زمان گذشته ساده همراه است.

قید زمان گذشته + ... + ing + فعل + was\were + فاعل

I was writing a letter last night.

We were reading English yesterday.

While I was washing the dishes, she arrived.

I was washing the dishes when she arrived.

داشتیم - داشتی

داشتید - داشت

داشتند - داشت

زمان گذشته کامل: برای بیان کارهایی است که در زمان گذشته قبل از کار دیگری انجام شده و معمولاً با یک زمان گذشته ساده همراه است.

فاعل + had + P.P. + ...

They had left the station when I went there.

Had they left the station when you went there?

Yes, they had.

بودم - بودید

بودی - بودید

بود - بودند

زمان گذشته کامل استمراری: برای بیان استمرار کارهایی است که در زمان گذشته انجام شده و طول زمان را هم بیان می کند.

فاعل + had been + فعل + ing + ...

I had been working for two hours before he came.

Had you been working for two hours before he came?

Before the war start, we had been living there for five years.

زمان آینده ساده: برای بیان کارهایی است که قرار است در آینده انجام شود.

قید زمان آینده + ... + حالت ساده فعل + **will** + فاعل

I will go to park tomorrow.

They will buy a house next week.

Will they buy a house next week?

Yes, they will.

No, they won't.

زمان آینده استمراری: برای بیان کارهایی است که قرار است در آینده انجام شود و از زمان دقیق انجام آن در آینده اطلاع داریم.

... + **ing** + فعل + **will be** + فاعل

We will be sitting for exam tomorrow at this time.

I will be driving to Tehran tomorrow at this time.

زمان آینده کامل: برای بیان کارهایی است که قرار است در زمان آینده قبل از کار دیگری انجام شود.

... + **P.P.** + **will have** + فاعل

I will have finished this book by Peter come back.

They will have written the letters before tomorrow.

Will they have written the letters before tomorrow?

زمان آینده کامل استمراری: برای بیان کارهایی است که در زمان مشخصی در آینده قرار است کامل شود.

... + **ing** + فعل + **will have been** + فاعل

By the time we get home, I will have been driving for three hours.

By the end of this week, we will have been working here for six months.

## تبدیل جملات معلوم به مجهول

قید + مفعول + فعل + فاعل : جمله معلوم

قید + PP + مشتقات to be + نایب فاعل: جمله مجهول

- |                         |                        |
|-------------------------|------------------------|
| am/is/are .....         | 1. زمان حال ساده       |
| was/were.....           | 2. زمان گذشته ساده     |
| will be .....           | 3. زمان آینده ساده     |
| (am/is/are) being ..... | 4. زمان حال استمراری   |
| (was/were) being .....  | 5. زمان گذشته استمراری |
| (have/has) been .....   | 6. زمان حال کامل       |
| had been .....          | 7. زمان گذشته کامل     |
| will have been.....     | 8. زمان آینده کامل     |

- 1- She sees me every day.
- 1- I am seen every day.
- 2- Sona wrote a letter yesterday.
- 2- A letter was written yesterday.
- 3- I will clean the window tomorrow.
- 3- The window will be cleaned tomorrow.
- 4- They are painting the wall.
- 4- The wall is being painted.
- 5- She was washing the kitchen.
- 5- The kitchen was being washed.
- 6- He has broken the glass.
- 6- The glass has been broken.
- 7- We had bought some books for school.
- 7- Some books had been bought for the school.
- 8- He will have bought a new car by 2012.
- 8- A new car will have been bought by 2012.

## صفات

صفت مطلق/متساوی: قبل از اسم می آید و برای بیان خصوصیات دو چیز است که دارای کیفیت مساوی هستند.

as + صفت + as

This table is **as big as** that chair.

This car is **as expensive as** that house.

not so + صفت + as

Today is not so warm as yesterday.

اسامی کیفی در حالت مقایسه در غالب زیر می آیند:

Age, height, price, style, color, length, size, weight...

**the same + اسم + as**

This chair is **the same color as** that bike.

Mary is **the same age as** her friend.

به ساختار های زیر توجه کنید:

Fresh fruit cost **twice as much as** canned fruit.

We eat **twenty times as much sugar as** we did in 1800.

We have **half as many as** we need.

**صفت تفصیلی (تر):** برای بیان خصوصیات دو چیز است که دارای کیفیت متفاوت هستند.

**er + صفت یک سیلابی**

tall بلند taller بلند تر

big بزرگ bigger بزرگتر

This tree is **taller** than that tree.

**more + صفت چند سیلابی**

beautiful زیبا more beautiful زیباتر

This house is **more beautiful** than that one.

**صفت عالی (ترین):** برای بیان خصوصیات بیش از دو چیز است که دارای کیفیت متفاوت هستند.

**The + صفت یک سیلابی + est**

fat چاق the fattest چاق ترین

He is **the fattest** student in the class.

**The most + صفت چند سیلابی**

expensive گران the most expensive گرانترین

This is the **most expensive** car here.

به جدول زیر توجه کنید:

صفت عالی (ترین)	صفت تفضیلی (تر)	صفت مطلق/متساوی
The best	better	Good/ well
The worst	worse	Bad/ ill
The least	less	little
The most	more	Much/ many
The farthest The furthest	Farther further	far

## جملات شرطی

### ❖ جملات شرطی نوع اول

...+ حالت ساده فعل + will/can/may + فاعل + , زمان حال ساده + فاعل + If

If Mary studies hard, she will/can/may pass the exam.

If you go to the station, you will/can/may see your friend.

If you would like to come, I will get a ticket for you. (میل داشتن)

### ❖ جملات شرطی نوع دوم

...+ حالت ساده فعل + would/could/might+ فاعل + , زمان گذشته ساده + فاعل + If

If Mary studied hard, she would/could/might pass the exam.

If you went to the station, you would/could/might see your friend.

### ❖ جملات شرطی نوع سوم

...+ pp + (would/could/might) have + فاعل + , زمان گذشته کامل + فاعل + If

If Mary had studied hard, she would/could/might have passed the exam.

If you had gone to the station, you would/could/might have seen your friend.

If he had run all the way, he would have gotten there in time.

If I had known of your arrival, I would have met you.

If he had taken my advice, he would be a rich man now.

- در جملات شرطی نوع دوم فعل to be برای تمام ضمایر تبدیل به were میشود به عبارت دیگر در جملات شرطی نوع دوم was نداریم.

If I were a doctor, I would help him.

If today were off, we would go shopping.

- اگر در جملات شرطی were, had و should داشته باشیم به صورت زیر عمل می کنیم:

~~If~~ I were rich, I would help him.

Were I rich, I would help him.


~~If~~ Jack had come, we....

Had Jack come, we ....

~~If~~ they should help, we ...

Should they help, we ...

**Unless = if not**



Unless it rains, we will go shopping.

به موارد زیر توجه کنید:

If we heat water, it ~~will~~ changes into steam.

If he should come, give this book to him.

Should در این جمله شک و تردید را می رساند

If you say 'Yes', I say 'No'.

## Relative pronouns

## ضمایر موصولی

**Who** که او / که آنها- انسان- حالت فاعلی

**Whom** که او را / که آنها را- انسان- حالت مفعولی

**Which** که آن / که آن را / که آنها / که آنها را- غیر انسان- حالت فاعلی و مفعولی

**Whose** که مال او / که مال آنها / که مال آن- انسان- غیر انسان- حالت ملکی

**Where** جایی که- مکان



The boy **who** is coming is my friend.  
 The girls **who** are dancing are my friends.  
 The man **whom** you saw last night is my brother.  
 The boys **whom** you met yesterday are in my class.  
 The dog **which** is running is mine.  
 The cars **which** you saw are ours.  
 The girl **whose** bag is red is my friend Son.  
 The table **whose** leg is broken is in the yard.  
 The school **where** we study is big.

## تبدیل جملات نقل قول مستقیم به غیر مستقیم

### Direct speech & indirect speech

#### ■ جملات خبری:

He said to me, "Eli goes to school".  
 He told me **that** Eli went to school.  
 She said, "I can drive my car".  
 She said that she could drive her car.

#### ■ جملات امری / نهی:

The teacher said to me, "Write your name"  
 The teacher told me to write my name.  
 He said to the drivers, "don't park your cars here"  
 He told the drivers not to park their cars there.

#### ■ جملات پرسشی:

He asked Anna, "What time will you come back?"  
 He asked Anna what time she would come back.  
 Jack asked me, "what time is it?"  
 Jack asked me what time it was.  
 She asked me, "Can the pilots speak English?"  
 She asked me if/whether the pilots could speak English.

this → that	tonight → that night
these → those	today → that day
here → there	tomorrow → the next day
ago → before	Yesterday → the day before
Now → then	

## Much, many, few, a few, little, a little, a lot of, a great deal of.....

**Few/ a few**: کمی /یه کمی- برای اسامی قابل شمارش- با اسم و فعل جمع می آیند.  
**Little/a little**: کمی /یه کمی- برای اسامی غیر قابل شمارش- با اسم و فعل مفرد می آیند.  
**A lot of**: مقدار زیادی- برای اسامی قابل شمارش- با اسم و فعل جمع و برای اسامی غیر قابل شمارش- با اسم و فعل مفرد می آید.  
**Many**: مقدار زیادی- برای اسامی قابل شمارش- با فعل جمع می آید.  
**Much**: برای اسامی غیر قابل شمارش- با فعل مفرد می آید.

- I have a few friends.
- There are a few books on the table.
- There is only a little milk in the bottle.
- There are a lot of cars in the street.
- There is a lot of bread in the basket.
- He didn't eat much fruit.
- I don't have many friends here.
- She doesn't have much money.

## Neither/ either/ so/ too

**neither & either**: در جملات منفی می آیند.



فاعل + فعل کمکی مثبت + **neither** + **and** , جمله منفی اول

Alex can't drive a car, and neither can I.  
 Mary shouldn't go there, and neither should you.

**either** + فعل کمکی منفی + فاعل + **and** , جمله منفی اول

Alex can't drive a car, and I can't either.  
 Mary shouldn't go there, and you shouldn't either.

**so & too**: در جملات مثبت می آیند

فاعل + فعل کمکی مثبت + **so** + **and** , جمله مثبت اول

Alex can drive a car, and so can I.  
 Mary should go there, and so should you.  
 ⇒ Sara works hard, and so does her sister.

too + فعل کمکی مثبت + فاعل + and, جمله مثبت اول

Alex can drive a car, and I can too.  
Mary should go there, and you should too.  
Sara works hard, and her sister does too.  
She went to park, and I did too.

به کاربرد کلمات زیر توجه کنید

**Too/ so/ such a, an/ enough/ very**

.... + too + adj + (for sb) + to + V + .....

← جمله مثبت / معنی منفی

This tea is too hot (for me) to drink.  
Today is too hot for Sona to wear a coat.

....+ so + adj + that + جمله منفی / مثبت

This problem is so difficult that I can't solve it.  
This movie is so exciting that we want to watch it again.

So + much/ many/ little/ few

There is so much food in the refrigerator.

.... + such (a/an) + (adj) + N + that +...

She is such a polite girl that everybody likes her.  
It was such an exciting book that I read it completely.  
It was such good news that I told them immediately.  
Have you ever seen such a thing?

... + enough + N + ...

... + adj + enough + ...

She has enough money to buy that book. (N)  
He is strong enough to lift this box. (adj)

... + very + adj + ...

I am very happy to hear that.

He is very clever.

فاعل + be used to + V + ing + ...

← عادت کنونی

He is used to smoking cigarette.

I am used to reading newspaper before I go to bed.

... + حالت ساده فعل + used to + فاعل

← عادت ترک شده

He used to smoke cigarette when he was young.

She used to smoke, but she no longer does so.

No longer به معنی «دیگر» بوده و جمله را منفی می کند

## قوانین در مورد I wish

در زمان حال فعل I wish گذشته می آید:

I wish I had her phone number now.

برای زمان گذشته و گذشته کامل فعل I wish گذشته کامل می آید:

I wish we had left there earlier yesterday.

در زمان آینده فعل I wish آینده در گذشته می آید:

I wish it would rain.

I wish you wouldn't make so many noises.

نکته: فعل to be در I wish برای تمام ضمائر تبدیل به were می شود.

I wish today were off.

I wish I were a doctor.

If only مثل I wish است و بیشتر برای بیان تاسف بکار می رود.

If only he didn't drive so fast.

If only the rain would stop.

As if / as thought/ it's time هم مثل I wish هستند.

It's time we went.

## قوانین در مورد حرف تعریف the :

- ❖ اگر کلمه ای برای دومین بار در جمله تکرار شود the می گیرد:  
I bought a book; the book I bought is about war.
- ❖ قبل از اسامی قاره ها، کشورها، ایالات، استانها، شهرها... the نمی آید.  
I live in Iran.
- نکته: ولی بعد از اسامی ایالات متحده آمریکا، بریتانیا، جزایر دومینیکن ... the می آید  
They live in the Great Britain.
- ❖ بعد از اسامی اقیانوسها، دریاها، رودها، کوه ها، جزایر، خلیج ها... the می آید.  
The Atlantic Ocean  
The Caspian Sea  
The Alps
- ❖ قبل از اسامی تک مثل خورشید، ماه، بهشت و جهنم the می آید  
The moon is beautiful.  
The sun rises every day.
- ❖ قبل از دو صفت تفضیلی the می آید  
The bigger the box, the heavier it will be.  
The more, the better.
- ❖ به موارد زیر توجه کنید:  
The most interesting  
The first / the second/ the third...  
The opera/ the concert/ the theater/ the cinema  
In the morning/ in the afternoon/ in the evening  
All the students  
All over the world  
The teacher/ the professor  
Gold is precious                      but: The gold which is found in Iran is precious.  
He speaks English                      but: He speaks the English language.

## Negation

## قوانین در مورد منفی کردن جملات:

- It is a book.
- It is not a book.
- He has a book.
- He does not have a book. \_\_\_\_\_
- She bought something.
- She did not buy anything. \_\_\_\_\_
- I have my lunch.
- I do not have my lunch.
- She has already left the class.
- She has not left the class yet. \_\_\_\_\_

has → have

some → any

already → yet

He still works here.

He does not work here anymore.

still → anymore

Let's go home.

Let's not go home.

Open the door.

Don't open the door.



Would you please open the door?

Would you please not open the door?

Would you mind closing the window?

Would you mind not closing the window?

## Tag ending/ question tag

Mary can speak English, can't she?

Marta isn't absent today, is she?

They could practice yesterday, couldn't they?

The women help in the farm, don't they?

I am teaching English, aren't I?

Open the door please, will you?

Let's speak English, shall we?

## in / on / at / by / with / ...

## قوانین در مورد حروف اضافه

به موارد زیر توجه کنید:

### In:

in January

in the afternoon

in the morning

in order to

in spite of

interested in

in 1980

in Iran/Tehran

in ink

in my presence

in the end

believe in

in summer

in the sky

in my absence

in front of

fall in love with

### On:

on my birthday

on bicycle

on time

depend on

rely on

on vacation

on Friday

on my vacation

on the contrary

based on

concentrate on

on the phone

on foot

on the whole

insist on

spend on

congratulate on

on business

### At:

at ten o'clock

at sunset

at full speed

at war/peace

smile at

at night

at Christmas

at the table

at dawn

look at

at play

at first

at the door

at sunrise

laugh at

**By:** (mostly for transportation)

by walk	by mistake	by chance
by my watch	by heart	by check
by the sea	by night	by the air
by bus	by tomorrow	by the way

**With:** (mostly for tools)

with spoon	with his friend	with eye/ear
with white hair	with blue eyes	with pleasure
satisfied with	happy with	wrong with
trouble with	angry with	covered with
in accordance with	fall in love with	stay/keep in touch with

**To:**

lead to	belong to	complain to
grateful to	apologize to	next to
listen to	related to	invite to
owing to	send to	introduce to

**For:**

apply for a job	search for	ask for
wait for	sorry for	pay for
be used for		

**From:**

away from	absent from	borrow from
escape from	import from	prevent from
protect from	far from	different from

**Of:**

proud of	shy of	ashamed of
found of	instead of	in spite of
in front of	in search of	at the end of
in need of		

توجه: این افعال بدون حرف اضافه می آیند

to answer (...answer this question)	to attend a place
to ask (... he asked me...)	to approach
to reach	to allow
to go abroad	to marry
to go home	to affect
to defend	to enter
to obey	to consult

به موارد زیر توجه کنید:

**and .....both**

My pen and book both have been lost.

**both.....and**

Both my pen and book have been lost.

**either.....or**

She plays either tennis or golf.

**nether.....nor**

Neither the driver nor the passengers knew what had happened.

**whether.....or**

Whether you teach or your friend, it makes no different.

**not only.....but also**

She speaks not only French but also English.

## NO/ Not

He has no money, no friend. (...no + N....)

Peter has no black car. (...no + adj + N...)

I have no more money. (...no + comparative adj ...)

Not + (much – many – any – enough)

There is not any paper on the desk.

Would you please not open the door?

Would you mind not opening the door?

Not much time / not many girls / not enough chairs / not often / not now/ not yet

Not many girls were there in the party.

## Among / Between

The soldiers divided the food among themselves.

His car is between two trees.

## Each other/ one another

These two students help each other.

Those three students help one another.



## Until / till / as far as

He studied until/till morning. (به معنی "تا" برای زمان)  
 She walked as far as her home. (به معنی "تا" برای مکان)

## Affect / effect

His job has affected badly on his study. (Verb)  
 The patient felt the effects of the medicine immediately. (Noun)

## Advise / advice

I advised him to continue his study abroad.  
 My advice didn't work.

## Beside / besides

He sat beside me. (کنار)  
 A man besides his friends went into the club. (بعلاوه)

## Leave / forget

I have left my bag at home. (فراموش کردن چیزی در جایی)  
 She always forgets my phone number. (فراموش کردن چیزی در ذهن)

## Pour / spill (pour → intentionally) , (spill → unintentionally)

She poured the tea into the cup. (ریختن عمدی/ارادی)  
 She spilt/spilled the milk on her new T-shirt. (ریختن غیر عمدی/غیر ارادی)

## So that + N / so as + V

Please be quiet so that the baby can sleep. (N)  
 I went there so as to see him. (V)  
 I came here quietly so as not to wake the child. (V)

## Remember / remind

I try to remember his name. (به خاطر سپردن)  
 Please remind me to take my pill. (یاد آوری کردن)

**Neither/ either**

Neither of these two books is mine.

(هیچ کدام)

Either of those two students is ready to answer.

(هر دوتای)

**Rather/ fairly**

She is rather angry.

(صفت منفی)

She is fairly beautiful.

(صفت مثبت)

**Number/ amount**

A large/ small number of students from other countries attended state university.

A large/ small amount of rain is expected tomorrow.

**In / into**

The money is in the drawer.

He threw the money into the drawer.

**Bath / bathe**

I will have a hot bath and go to bed. (N)

(نشستن / حمام)

Bathe your eyes with hot water. (V)

(شستن)

**Cloth / clothe**

I need a cloth to clean the table. (N)

(تکه پارچه)

Can you please bathe and clothe the baby? (V)

(لباس پوشاندن)

**Lie, lay, rise, raise, sit, set**

Lie – rise – sit      intransitive verbs

Lay – raise – set      transitive verbs

The cat always lies in front of the fire place.

(دراز کشیدن)

He always lays his bag on the table.

(قرار دادن)

The sun rises in the east.

(بالا رفتن)

She raised her hand to ask a question.

(بالا بردن)

He sits at his desk.

(نشستن)

He set the book on the desk.

(قرار دادن/ چیدن)

## روش وصل کردن دو جمله به هم. ( جملات اسمی )

اگر بخواهیم یک جمله خبری را به عنوان مفعول یک جمله ناقص بکار ببریم باید از **that** استفاده کنیم:

I think ...

John is a doctor.

I think that John is a doctor.

اگر بخواهیم یک جمله پرسشی را به عنوان مفعول یک جمله ناقص بکار ببریم دو حالت پیش می آید:

❖ جمله پرسشی با کلمه پرسشی شروع می شود:

I want to know...

What time is it? —————> I want to know what time it is.

Mother wants to know....

Where did you go last night? —> Mother wants to know where you went last night.

❖ جمله پرسشی با فعل کمکی شروع می شود:

I want to know.....

Is jack a student? —————> I want to know if/ whether Jack is a student.

## قوانین دو فعل

قید زمان + قید مکان + قید حالت + مفعول غیر شخص + مفعول شخص + فعل اصلی + قید تکرار + فعل کمکی + فاعل

افعال کمکی: بعد از افعال کمکی فعل بعدی بصورت ساده می آید

Am, is, are, was, were, can, could, will, would, may, might, shall, should, must, have, has, had, ought to ...

قیدهای تکرار:

Often, usually, never, always, sometimes, occasionally, seldom, rarely, scarcely....

❖ اگر در یک جمله دو فعل بیاید، فعل دوم **to** می گیرد:

I want to buy a new bag

They have decided to change their house.

❖ اگر فعل اول یکی از افعال زیر باشد، فعل بعدی -ing می گیرد:

Enjoy	finish	avoid	risk
Imagine	mind	consider	keep
Dislike	deny	stop	appreciate
Admit	fancy	forbid	succeed
Omit	propose	suppose	pretend
Attempt	continue	escape	excuse
Intend	get through	be busy	be worth
Feel like	look forward to	be/get accustomed to	

I enjoy watching TV.

Would you mind closing the door?

Keep doing good jobs.

Sona is busy washing the dishes.

I look forward to hearing from you as soon as possible.

You will soon get used to standing in line/ queue.

{	It's no use	It's no use going there, it's too late.
	It's no good	It's no good laughing at strangers.
	Can't resist	
	Can't stand	
	Can't help	



❖ در ساختار زیر فعل بعد از to be بصورت مصدر با to می آید:

It is + adj + (for sb) + to + V

It is important for me to study English.

It is essential to stand in line.



It is + adj + that + sb + to فعل ساده بدون s / سوم شخص

I felt that it was important that John write to his family as soon as possible.

❖ بعد از حروف اضافه، بجز to فعل بعدی -ing میگیرد:

For, of, before, after, in, on, at, without....

Before using the machine read the instruction manual.

❖ بعد از افعال با حرف اضافه فعل بعدی -ing- میگیرد:

Interested in , insist on , fond of , think of , count on , tired of

We are tired of sitting here.

I am fond of reading story books.

❖ بعد از افعال حسی فعل بعدی می تواند هم بصورت ساده یا با -ing- بیاید:

See, watch, hear, notice, seem, feel, taste

I saw him lock the door.

I saw him locking the door.

I heard him tell his class what to do in case of fire.

(من دستوراتی را که او داد شنیدم)

I heard him telling his class what to do in case of fire.

(روشن نیست که من تمام دستورات را شنیده ام یا فقط قسمتی از آن را)

به موارد زیر توجه کنید:

I think that it will rain.

I thought that it would rain.

He sees that he has made a mistake.

He saw that he had made a mistake.

He has done all that is necessary.

He had done all that was necessary.

He wants to go to London.

He wanted to go to London.

I hope that he will have finished before we get back.

I hoped that he would have finished before we got back.

وجه وصفی

V + ing + ..... , فاعل + .....

Entering the school, I saw my friend.

(هر دو کار هم زمان انجام شده است)

Passing the street, she met her friend.

Having + PP + ..... , فاعل + .....

Having written the letter, he posted it.

(اول یک کار انجام شده، سپس کار بعدی)

Having done her homework, she went to bed.

## رابطه فاعل و فعل

بعد از ضمائر نامعین فعل مفرد می آید:

Somebody	someone	something
Anybody	anyone	anything
Nobody	no one	nothing
Everybody	every one	every thing

Listen! Somebody is knocking at the door.

Nobody has listened to music.

Everybody is OK.

How is everybody?

بعد از کلمات زیر فعل مفرد می آید:

Audience, class, committee, faculty, family, group, public, staff, team

This class is active.

Committee wants to change its chairman.

بعد از کلمات زیر اسم جمع و فعل مفرد می آید:

one of/ either of/ neither of

One of my friends is a teacher.

Neither of them is here.

بعد از کلمات زیر فعل جمع می آید:

Both, few, a few, man, some, several, those, these, people, the rest

Both of them are here.

People are shocked with the news.

به موارد زیر توجه کنید:

The number of students is playing now.

A number of students are playing now.

- { 1000 miles is a long distance.
- { Mathematics is not very difficult lesson.
- { There are glasses on the table.

There is a pair of glasses on the table.

There are two pairs of glasses on the table.

## causative

## وجه سببی

(برای بیان جملاتی بکار میرود که گوینده خود کار را انجام نمی دهد، بلکه باعث می شود کس دیگری آن کار را انجام دهد)

زمان سوم فعل + مفعول شی + have/ has/ get + فاعل

I had my car repaired last week.  
We will get our house painted next month.  
I had my tooth extracted.  
She had her hair dyed.

حالت ساده فعل + مفعول شخص + have/make + فاعل

I made the mechanic repair my car.  
His mother made him take the medicine.  
Our English teacher had us give oral report.  
I had everybody fill in/out the form.  
He will make them clean the kitchen.

مصدر با to + مفعول شخص + get + فاعل

I got the mechanic to repair the car.  
She got Mary to wash the dishes.

حالت امری ساختارهای فوق:

Get him to stay for dinner if you can.  
Try to get the car going.  
Let's get him to buy us lunch.

بعد از افعال زیر that و مصدر بدون to بکار می رود:

حالت ساده فعل + فاعل + that + ....

Ask / demand / desire / insist / prefer / recommend / require / suggest

The doctor suggested that she not smoke.  
She insisted that they give her a receipt.

صفاتی که قبل از یک اسم می آیند هرگز جمع بسته نمی شوند

Five hundred word composition  
Ten year old boy

توجه کنید که **as** یک conjunction است و دو جمله را به هم ربط می دهد، در حالی که **like** یک preposition است و قبل از اسم می آید:

~~(as)~~ like every other nation, the united state...

در جملاتی که اسمهای دیگر توسط کاما جدا شده باشند، فعل جمله مطابق فاعل اصلی جمله است:

Mr. Smith, with his wife and daughter, is returning from a vacation.

جملات کامل کننده که با کاما جدا می شوند باید موازی یا **parallel** باشند:

In respond to this question I should say that I enjoy modern art, classical music, and literature. (To read ~~literature~~)

بعد از **would rather** مصدر بدون **to** می آید:

I would rather drive.

I would rather not drive.

اگر بعد از **would rather** کلمه **that** و فاعل دومی بیاید فعل آن گذشته می شود:

⇒ I would rather that you drove.  
I would rather that you didn't drive.


### قید:

کلمه ای است که فعل را توصیف می کند و بعد از فعل می آید.

**-ly + صفت = قید**

Careful = carefully

Beautifully



He drives carefully.

she dances beautifully.

توجه: قید **good** می شود **well** و کلمات زیر قید ندارند، یعنی هم صفت هستند و هم قید:

Fast, hard, low, late, early, straight, enough, soon

He speaks English well.

The medication relieve headache fast.

He drives fast.

Please come soon.

She works hard.



- در این جمله driver اسم است و good صفت آن است: He is a good driver.
- در این جمله drive فعل است و well قید آن است: He drives well.
- بعد از افعال زیر صفت می آید نه قید:



Feel بو دادن , smell مزه دادن , taste به نظر رسیدن , look حس شدن ,  
Sound به نظر رسیدن , seem صدا دادن

This meal tastes good / ~~well~~.  
You look good / ~~well~~.

در بیان تاریخ از اعداد ترتیبی استفاده می کنیم.

Valentine's Day is on the fourteenth of February.

افعال do, does و did برای تاکید در جمله بکار می روند.

She does know him, even though she may say she doesn't.

Do sit down and rest for a while.

Do come back and stay with us.

He did receive a medal.

برای بیان تعجب در «اسم» از what و در «صفت» یا «قید» از how استفاده می کنیم.

What beautiful eyes she has!

What a pretty girl!

How well she swims!

How tall he is!

How quickly the summer has passed!

### طریقه استفاده از اصطلاح : be supposed to

Jack is supposed to return any moment. جک قراره هر لحظه برگرده

You are supposed to be at home now, what are you doing here?

The ship was supposed to arrive last night.

They were supposed to deliver the goods yesterday.

زمان حال استمراری می تواند به آینده هم اشاره داشته باشد:

I am meeting a friend at six.

We are going to France this summer.

زمان حال ساده می تواند به آینده اشاره کند اگر افعال زیر در آن بکار برود:

open/ close , begin/ end , arrive/ leave

The meeting begins at ten.

She arrives at 7pm on Sunday.

## گذشته افعال اجباری

..... +( must, might, should, could) + have + PP+ ....

❖ **Must**: برای بیان نتیجه گیری در مورد یک چیز در گذشته بکار می رود:

They must have known him.

❖ **Might**: برای بیان احتمال انجام چیزی در گذشته بکار می رود:

They might have heard us.

❖ **Should**: برای بیان کاری است که بهتر بوده در گذشته انجام می شده ولی نشده:

They should have studied. (but they didn't)

❖ **Could**: برای بیان توانایی فاعل در انجام کاری است که به دلایلی انجام نداده:

They could have played tennis. (but they didn't)

## modal auxiliary

## افعال کمکی:

Will	→	future time	برای بیان کاری در آینده
Can	→	ability	برای بیان توانایی
May	→	permission	برای بیان اجازه
Might	→	possibility	برای بیان امکان
Should	→	{ obligation Desirability	برای بیان اجبار برای بیان مصلحت
Must	→	{ inference Probability Necessity	برای بیان استنتاج برای بیان احتمال برای بیان ضرورت

The student can smoke in the hall. (ability)  
 The student may smoke in the hall. (permission)  
 John may receive a letter today. (possibility)  
 John might receive a letter today. (possibility)  
 John should study every day. (obligatory)  
 My grandmother shouldn't spend so much time alone in her home. (desirability)  
 He must be about 40 years old. (inference)  
 My grandma must take several kind of medicine. (necessity)

### طریقه جمع بستن کلمات:

Book	books	
Watch	watches	→ (sh , ch , s , x , z , o )
City	cities	→ (Y → ies)
Baby	babies	
Boy	boys	
Toy	toys	

### F , fe → ves

Shelf	shelves	leaf	leaves
Wife	wives	knife	knives

### ff , oof , ief → s

Roof	roofs	cuff	cuffs
Cliff	cliffs	chief	chiefs
But:			
⇒ Thief	thieves	hoof	hooves
Man	men	woman	women
child	children	foot	feet
Tooth	teeth	goose	geese
Mouse	mice	louse	lice
Ox	oxen		
Sheep	sheep	deer	deer
Fish	fish	swine	swine
Teapot	teapots	classroom	classrooms
Notebook	notebooks	father in law	fathers in law
Crisis	crises	basis	bases
Analysis	analyses	axis	axes

## Adjective clause یا جمله وصفی چیست؟

جملاتی هستند که بعد از ضمائر موصولی می آیند و اسم قبل از خود را توصیف می کنند یا در باره آن توضیح بیشتری می دهند.

[who, whom, which, whose, that]

The man who is standing over there is from Iran.

Did you know the man to whom you were speaking is Italian?

The place where they like is very dangerous.

I saw the man who helped you.

(N) (adj-clause)

## Adjective phrase یا عبارت وصفی چیست؟

عبارتی است که با یک ing یا ed شروع شده و پس از یک اسم می آید و آن را توصیف می کند.  
I saw the man living in your apartment.

(N) (adj-phrase)

I saw the man called Tom.

## ضمائر موصولی

(برای توضیح کامل به صفحه 7 مراجعه کنید)

ضمائر موصولی فاعلی آنهایی هستند که بعد از خود فعل بگیرند و شامل who, which و that می باشند.



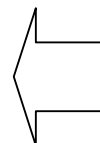
I know the girl who/ that studies in this college.

(N) (adj - clause)

I have the book which/ that contains the information.

(N) (adj- clause)

## تبدیل Adjective-Phrase به Adjective-Clause



اگر بعد از ضمیر موصولی فاعلی مشتق to be باشد این ضمیر موصولی فاعلی را به همراه مشتق to be حذف می کنیم که در این صورت دو حالت پیش می آید: اگر جمله یک جمله معلوم باشد عبارت وصفی باید با یک ing شروع شود و اگر جمله وصفی مجهول باشد عبارت وصفی باید با یک ed شروع شود.

ضمیر موصولی فاعلی      مشتق to be

The man who is talking to me is from USA.

(N) (Adj-clause) (active)

The man talking to me is from USA.

(Adj - Phrase)

ضمیر موصولی فاعلی      مشتق to be

The pictures which are presented in this exhibition are beautiful.

(N) (Adj- clause) (passive)

The pictures presented in this exhibition are beautiful.

(Adj-phrase)

اگر بعد از ضمیر موصولی فاعلی مشتق to be نباشد ضمیر موصولی فاعلی را حذف کرده و فعل آن را شکل ing می نویسیم:

ضمیر موصولی فاعلی

We know the man who works in this office.

(N)

(Adj- clause)

We know the man working in this office.

(Adj- phrase)

## Noun clause چیست؟

جمله ای است که بعد از جمله ناقص می آید.

I don't know where Bob went last night.

I can't understand why she has left the children alone.

I don't believe what they said about you yesterday.

Subordinate conjunctions/ subordinators which introduce noun clauses:

who	which	how	how much
whoever	whichever	however	how many
whom	where	whose	how long
whomever	wherever	why	how often
what	when	whether (or not)	how soon
whatever	whenever	that	

That he had lied to us was unbelievable.

That we accepted his apology, made him feel better.

به علامت گزاری در موارد زیر توجه کنید:

I am studying English in Denver; however, my best friend is in Houston.

I am studying English in Denver. However, my best friend is in Houston.

I am studying English in Denver. My best friend, however, is in Houston.

I am studying English in Denver. My best friend is in Houston, however.

به جملات و نکات گرامری زیر توجه کنید:

As a student he had lived on bread and water. (as a student = هنگام دانشجویی)

As a married man he had to think of the future. (as a ... = چونکه متأهل بود)

We had to walk all the way as we had no money for the fare. (as = چونکه)

As you get older, your flexibility decreases. (as = هر چقدر که)

### Need

He needs to go. (فعل کمکی)

He needs not to go.

He doesn't need to go.

I need a book. (فعل اصلی)

I don't need a book.

### Must

You must clean your own boots. (اجبار از طرف گوینده است)

You will have to clean your boots when you join the army. (گوینده مجبور نمی کند)

### May/ might

May/can I use your phone? (مودبانه)

Might I use your phone? (احتمال دریافت جواب مثبت کمتر)

You might post this for me. (گوینده یقین دارد مخاطب کار او را انجام می دهد)

Could you show me the way?

(Could you شکل دیگر would است ولی مودبانه تر است)

از may / might نمی توان در جملات سوالی برای امکان انجام شدن کاری استفاده کرد بلکه باید از عباراتی نظیر is he likely/ do you think استفاده کنیم .

Are we likely to meet any shark?

Is he likely to come today?

Do you think it will rain?

He is sure to succeed.

(گوینده معتقد است که او موفق خواهد شد)

He is sure that he will succeed.

(او خودش معتقد است که موفق خواهد شد)

....it is / it was + adj + of you/ of him...

It is good of you to help him.

(از خوبی/ لطف شماست که ....)

It was clever of him to find his way here.

(از باهوشی او بود که ....)

I should like to have seen it. (but it wasn't possible)

(آرزوی انجام نشده)

We needn't have hurried; now we are too early.

(بیان یک عمل غیر ضروری)

He must have come this way; here are his footprints.

(بیان استنتاج)

I stop to buy cigarette.  
I stop buying cigarette.

توقف کردم تا سیگار بخرم  
سیگار خریدن را متوقف کردم

Would you mind moving your car?  
Would you mind my moving your car?

ممکنه ماشینتان را حرکت دهید؟  
ممکنه من ماشینتان را حرکت دهم؟

## خواندن اعداد:

3713 = three thousand, seven hundred and thirteen  
(year) 1957 = nineteen hundred and fifty seven = nineteen, fifty seven  
1500 BC (before Christ) = one thousand five hundred BC = fifteen hundred  
2006 = two thousand (and) six  
 $\frac{2}{3}$  = two third  
\$ 100.99 = one hundred dollars ninety nine  
000 = triple oh  
0.8% = zero point eight percent

He is angry  
Ha must be angry  
He may be angry  
He might be angry

یقین  
احتمال 95 درصد  
احتمال 50 درصد  
احتمال 35 درصد

## جای استرس در کلمات:

'Education (N) آموزش      Edu'cation (V) آموزش دادن

در کلمات دو قسمتی استرس روی قسمت دوم قرار می گیرد:

Turn 'on      turn 'off

در ضمایر انعکاسی استرس روی self قرار دارد:

My'self      her'self      him'self

به جای استرس در اعداد توجه کنید:

'forty      'fifty      four'teen

## Just

عملی که تازه تمام شده

I just finished it.

## Already

عملی که قبلا تمام شده

She has already left the class.

## ترتیب صفات قبل از اسم:

اسم + جنس + ملیت + رنگ + سن + اندازه + کیفیت

Expensive long new red French silk skirt

راه آسان استفاده از این فرمول

دو نوع صفت داریم:

- 1- صفاتی که مبین یک واقعیت هستند مثل ابریشمی بودن / فرانسوی بودن / قرمز بودن.
- 2- صفاتی که مبین نظر و عقیده ما یعنی نسبی هستند مثل (اندازه) که از نظر یکی بزرگ و از نظر دیگری کوچک است.

← هر چه صفات واقعی تر باشند به اسم نزدیک ترند و هر چه نسبی تر باشند از اسم دورتر هستند.

Expensive long red French skirt

## افعال دو کلمه ای:

حروف اضافه + فعل		حروف اضافه + صفت	
Look at	talk about	similar to	sorry about
Look for	wait for	interested in	responsible for
Search for	keep from	afraid of	aware of
Listen to	look after	concern about	worried about
Talk to	worry about	free from	based on
Consist of	thank for	ashamed of	full of

بعضی از افعال مرکب از یک فعل و قید تشکیل شده اند:

Take off	turn down
Put on	leave out
Write down	put off
Give back	call off
Find out	wake up
Turn up	throw out
Turn off	look up

اکثر این افعال قسمت دوم یا قیدی آنها on, off, up, back و out است. این افعال جدا شدنی هستند.

- 1- وقتی مفعولشان شکل اسم است می تواند قبل یا بعد از اسم بیاید:



I took off my coat.

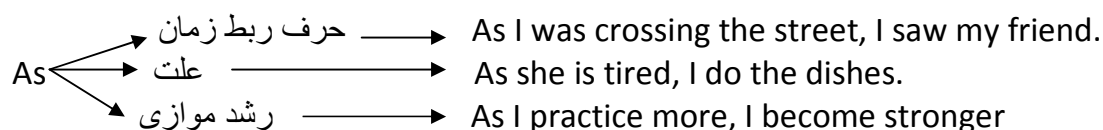
I took my coat off.

2- وقتی مفعول از شکل ضمیر است باید حتما قبل از قسمت قیدی بیاید:

~~I took off it.~~

I took it off.

## انواع AS



**As soon as:** به محض اینکه

As soon as they arrived, we will leave.

**As long as:** مادامی که ، تا زمانی که

I will never go there, as long as I live.

**As far as:** تا آنجایی که

As far as I am concern, they have changed their house.

**In addition:** به علاوه

They changed their house; in addition they bought a new car.

**In addition to:** به علاوه + N/ Ing

In addition to teaching, she works in a restaurant as well.

**Besides:** به علاوه + N/ ing

Ten students besides their teachers went into the class.

**Furthermore:** جمله + علاوه بر

It is very cold outside; furthermore, it is late.

**Raise:** بالا بردن ، افزایش دادن ، بزرگ کردن ، مطرح کردن

Raise your hand if you have a question. بالا بردن

They raised their prices. افزایش دادن

I was born and raised in Tehran. بزرگ شدن

You raised a good question. مطرح کردن

**Contain:** شامل شدن

The library contains a number of valuable books.

**Content:** محتوا/ راضی

He was a good friend and I was content.

She kept the content of the letter secret.

**In other word:** به عبارت دیگر

He is economical too much; in other word, he is stingy.

**On the other hand:** از طرف دیگر

I don't like to eat out; on the other hand, I should save money.

## اطلاعات و نکات مفید بیشتر

### Make

Make an attempt: تلاش کردن

Make a mistake: اشتباه کردن

Make an appointment: نوبت گرفتن

Make a presentation: نطق کردن

Make progress: پیشرفت کردن

Make a speech: سخنرانی کردن

Make a difference: تاثیر گذاشتن/ فرق کردن

Make friend: دوست پیدا کردن

Make money: پول جمع کردن

Make the most of: حد اکثر استفاده را کردن

Make the bed: رختخواب را مرتب کردن

Make noise: سر و صدا کردن

Make a gesture: ایما و اشاره کردن

Make a decision: تصمیم گرفتن

### Concern: نگرانی

Growing concern: نگرانی رو به رشد

Major concern: نگرانی عمده/ اصلی

Express concern: ابراز نگرانی کردن

Concern about: نگران چیزی بودن

come about: اتفاق افتادن

come across: بطور تصادفی برخورد کردن

come back: برگشتن

come from: اهل جایی بودن

come out: منتشر شدن

### Role

Have a role: نقش داشتن

Play a role: ایفا کردن نقش

Important role: نقش اساس

Key role: نقش کلیدی

Major role: نقش عمده

Central role: نقش مرکزی/ اصلی

Plan: طرح/ تصمیم داشتن

Plane: هواپیما

Plant: گیاه/ کاشتن

Planet: سیاره

Plain: دشت/ جلگه

Plate: بشقاب

### contact

close contact: تماس نزدیک

direct contact: تماس مستقیم

face to face contact: ارتباط رو در رو

in contact with: در تماس با

keep in contact: در تماس بودن

consist of

to be composed of

Include= contain

to be made up of

شامل شدن  
تشکیل شدن از

In relation to: در ارتباط با

In comparison to: در مقایسه با

In contrast to: در تضاد با

In favor of: به نفع

In accordance with: مطابق با

In contact with: در تماس با

In spite of: علی رغم

raise an issue: مساله ای را مطرح کردن

avoid an issue: از مساله ای اجتناب کردن

important/key/major issue: مساله مهم، کلیدی

complex issue: مساله پیچیده

political issues: مسائل سیاسی

social issues: مسائل اجتماعی

environmental issues: مسائل محیطی

## Rob

... rob + sb + from + sth..... محروم کردن کسی از چیزی

They have robbed the women from right of freedom.

آنها حق آزادی را از زنها گرفته اند.

Extreme: شدید

Extreme poverty: فقر شدید

Extreme care: مراقبت شدید

extreme: غیر معمول

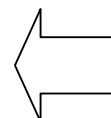
extreme example: مثالهای غیر معمول

extreme condition: شرایط غیر معمول

**Provide + sth + for + sb**

**Provide + sb + with + sth**

چیزی را برای کسی فراهم کردن



This library is made to provide new books for students.

This library is made to provide students with new books.

Under the condition: تحت شرایط

Under the pressure: تحت فشار

Under the observation: تحت نظر

Under the supervision: تحت مراقبت

Under the protection: تحت حمایت

Under the construction: در دست ساخت

Under the impression: تحت تاثیر

Under the influence: زیر نفوذ

Under the discussion: تحت بررسی

Under the control: تحت کنترل

Under the education: تحت تعلیم

steal: دزدیدن

rob: سرقت کردن/ دستبرد زدن

mug: کیف قاپیدن

pilfer: دله دزدی کردن

burglar: دزدی از خانه

hijack: دزدیدن هواپیما

pirate: دزد دریایی

abduct: آدم دزدیدن

abduction: آدم ربایی

kidnap: آزدیدن

kidnapper: آدم ربا

thief: دزد

mugger: کیف قاپ

pilferer: دله دزد

burglar: دزد خانه

hijacker: هواپیما ربا

## In spite of = despite

They went to the beach in spite of rainy weather.

Despite our effort, they decided to close the school.

Hot: داغ

This tea is too hot to drink.  
It is very hot today.

warm: گرم

The weather was warm yesterday.  
The food is not quite warm.

Cold: سرد

I have a cold and fever.  
I feel very cold.

cool: خنک

It is getting cool  
Keep it in a cool place.

Great: مشهور

He is a great man.  
What a great artist.

Large: بزرگ از لحاظ مساحت

This is a large sea.  
Your classroom is large.

Big: بزرگ از لحاظ حجم

This box isn't big enough.  
This book is too big for my pocket.

by name: به اسم

by degree: به تدریج

by the way: در ضمن

by ship: با کشتی

by all means: با کمال میل

by chance: شانسی

by night: در شب

by land: از راه خشکی

by air: از راه هوا

by error: اشتباها

by heart: از حفظ

by oneself: به تنهایی

by letter: از طریق نامه

by way of: از راه

by hand: با دست

by bus: با اتوبوس

by post: با پست

by car: با ماشین

by surprise: از روی تعجب

by day: روزانه

by sight: از روی قیافه

day by day: روز به روز

one by one: یکی یکی

step by step: قدم به قدم

side by side: در کنار هم

See: دیدن

I see her every day.

Look: نگاه کردن

Look at me.

Watch: تماشا کردن

I like watching TV.

Hear: شنیدن

Can you hear me?

Listen: گوش دادن

I am listening to the radio.



### Hard/ hardly

Hard: سخت/ به سختی (adj/ adv)

He was hit hard.

Hardly: به ندرت/ نه بطور کامل

The baby can hardly walk.

### Cause/ reason

Cause: علت/ سبب (برای بوجود آمدن اثر)

This is the cause (not reason) of his illness.

Reason: دلیل (برای موجه ساختن عمل/ عقیده)

What is the reason of your coming late?

### Centre/ middle

Centre: به معنی مرکز نقطه معینی

Centre of the circle is shown by a dot.

Middle: به معنی وسط محیطی است در اطراف مرکز

I stood in the middle of the room.

### Shade/ shadow

Shade: جایی که نور آفتاب به علت مانعی به آن نمی رسد.

You can get shade under the tree.

Shadow: سایه مشخص چیزی است

He saw his shadow in the water.

### Further/ farther

Further: به معنی «بیشتر»

I want to get further information.

Farther: به معنی «دورتر»

New York is farther than London.

### Rarely/ scarcely

Rarely: به معنی «به ندرت»

He rarely comes here.

Scarcely: به معنی «نه کامل»

I had scarcely finished when he came.

### Lately/ late

Lately: به معنی «اخیرا»

I haven't been here lately.

Late: به معنی «دیر»

Last night I went to bed late.

### Nearly/ about/ almost

Nearly: به معنی «اندکی کمتر از اندازه مورد نظر»

He is nearly six feet tall.

About: به معنی «اندکی بیشتر یا کمتر از اندازه مورد نظر»

I am about six feet tall.

Almost: بیشتر به عمل دلالت نموده و «نه کاملاً» را می دهد

He almost reached to top.

### Customer/ client/ patient

Customer به مشتری مغازه گفته می شود، client به مراجعین بانکها و قضات می گویند و patient به بیماری که به دکتر مراجعه می کند، گفته میشود.

### Business/ work/ job

Business به معنی مطلق گرفتاری یا سرگرمی است، خواه شغل باشد یا غیر شغل، مثلاً خواندن روزنامه از این قبیل است، work به معنی کار است، خواه شغل باشد و خواه بدون مزد و به صورت تفریحی باشد ولی job شغل است مانند شغل قصابی برای قصاب.

### Latter/ late

Later به معنی «دیرتر» ولی latter به معنی «دومی» از دو چیز است و در مقابل former (اولی از دو چیز) قرار دارد.

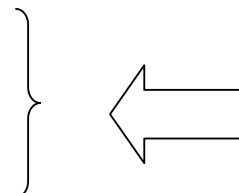
I have two friends, Mary and Jack, the former is a student and the latter is an engineer.  
See you later.

Fall  
Fell  
Feel  
Fill

fell  
felled  
felt  
filled

fallen  
felled  
felt  
filled

افتادن  
قطع کردن  
احساس کردن  
پر کردن



## اسامی غیر قابل شمارش:

- غذاها: butter, meat, bread
- موادی که در ساخت دیگر چیزها بکار می رود: iron, wood
- مایعات، گازها: water, milk, oxygen, smoke
- چیزهای ریز: rice, sugar
- اسم هایی که شکل و سایزهای مختلف دارند: furniture, luggage, baggage, clothing
- اسامی زبانه‌ها: Arabic, English, Japanese
- اسامی غیر قابل شمارش با پسوند : -ness, -ty, -nc ← beauty, ignorance, ugliness
- بیشتر اسامی با ing
- اسامی زیر:

Advice, anger, damage, equipment, homework, information, money, music

به جدول زیر توجه کنید

اسم	قابل شمارش	غیر قابل شمارش
work	کار هنری	کار
glass	لیوان	شیشه
light	لامپ	نور
time	دفعه، بار، نوبت	وقت

To  
So as to  
In order to } + V به منظور

So that  
In order that } + N به منظور

To get there in time we have to take a taxi.

So as to visit him I went to the park.

In order to improve your listening skill, you have to practice a lot.

I wrote the address so as not to / in order not to become ill.

Be quiet so that / in order that the baby can sleep.



Pdf این جزوه موجود است، می توانید آن را از E-mail فوق درخواست کنید

### ضمایر فاعلی

I	من	we	ما
you	تو	you	شما
he	او		
she	او	they	آنها
it	آن		

### ضمایر مفعولی

Me	من/ مرا/ به من	us	ما/ ما را/ به ما
you	تو/ تو را/ به تو	you	شما/ شما را/ به شما
him	او/ او را/ به او		
her	او/ او را/ به او	them	آنها/ آنها را/ به آنها
it	آن/ آن را/ به آن		

### صفات ملکی

(همیشه با اسم می آیند)

My	من	our	ما
your	تو	your	شما
his	او		
her	او	their	آنها
its	آن		

### ضمایر ملکی

(همیشه تنها می آیند)

Mine	مال من	ours	مال ما
yours	مال تو	yours	مال شما
his	مال او		
hers	مال او	theirs	مال آنها
its	مال آن		

### ضمایر انعکاسی

myself	خودم	ourselves	خودمان
yourself	خودت	yourselves	خودتان
himself	خودش		
herself	خودش	themselves	خودشان
itself	خودش		



آدرس: قزوین، خیابان دانشگاه، کوچه 31، پلاک 20، آموزشگاه زبان انگلیسی، محمد زکی زاده