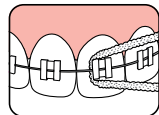
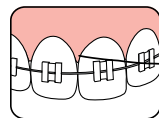


TePe Multifloss

The Multifloss has three parts: a stiff end for easy insertion of the floss, a thick part for cleaning around your braces and a regular floss part for use between the teeth.



TePe Interdental Gel with Fluoride

TePe's fluoride gel strengthens and protects your teeth against cavities. Use an angled brush or an interdental brush to apply the gel on your teeth. To make the best use of it, do not rinse after use. It is a good idea to apply the gel before going to sleep.



TePe PlaqSearch™

Use a disclosing tablet which colours plaque to check if you have brushed properly. PlaqSearch shows both new and old plaque. Ask your dentist or dental hygienist before use.



For braces placed on the inside of the teeth:



TePe Implant Care™

This brush has an angled neck which makes it easy to reach braces on the inside.

Tips for a healthy smile

- Brush with a soft toothbrush and fluoride toothpaste twice a day.
- Use a special brush for additional cleaning in difficult to reach areas.
- Avoid sweet drinks and snacks between meals.
- For extra caries protection, use TePe's fluoride gel after toothbrushing.

Visit www.tepe.com for more information.



We care for healthy smiles

Patient guide



We care for healthy smiles

Caring for your braces



TePe – We Care for Healthy Smiles

TePe has been promoting healthy smiles since 1965. At our manufacturing plant in Malmö, Sweden, we design and produce toothbrushes, interdental brushes and other oral hygiene products that are available in 60 countries worldwide. All TePe products are developed in collaboration with dental professionals.

For more information visit www.tepe.com

TePe Munhygienprodukter AB

Bronsåldersgatan 5, SE-213 76 Malmö, Sweden
Tel +46 (0)40-670 11 00 • Fax +46 (0)40-670 11 11
info@tepe.com • www.tepe.com



Take care of your smile

Good oral hygiene is the key to a healthy mouth throughout life. With braces tooth cleaning is more complicated as plaque quickly builds up around brackets, bands and wires. Daily cleaning with a regular toothbrush is important to prevent cavities, gum inflammation and bad breath.

Select™ Compact

Select Compact has small brush head for better access in difficult to reach areas.

TePe Select™

Select has a slightly bigger brush head than Select Compact.

TePe Supreme™

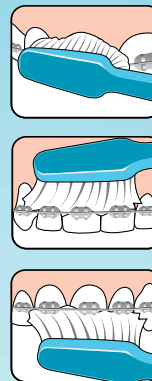
This toothbrush has filaments in two levels. The longer filaments easily clean under the wire.

TePe Orthodontic Brush

The extra narrow brush head enables cleaning close to brackets and under the wire.



Brushing technique



You may use an additional product for areas that are difficult to reach:



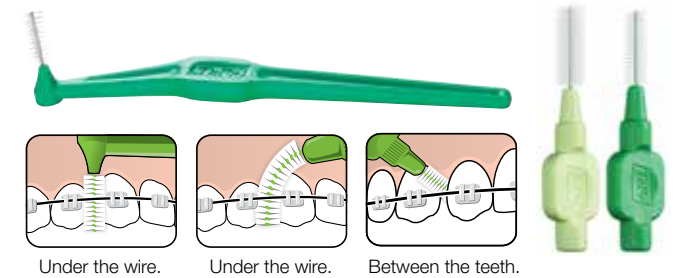
TePe Interspace™

This angled brush with a slim and pointed tuft is ideal for cleaning critical areas close to the brackets and under the wire. Interchangeable brush heads.



TePe Compact Tuft™

The angled brush with a rounded brush head is suitable for cleaning around the brackets and along the gum line.



TePe Interdental brushes

Interdental brushes are useful for cleaning under the wire and between the teeth if there is enough space.

TePe EasyPick™

Easy cleaning between the teeth under the wire or retainer.

