





















وقت: ۵۰ دقیقه پایه نهم

دبیر مربوطه: نادری پور

نام پدر:

شعبه:

بارم	سؤالات	ردیف
3	<p>جمله مربوط به هر تصویر را زیر آن بنویسید.</p> <p>*He is selfish. * He is cruel to them.* She is a careless driver.* He is an angry man.*</p> <p>*They are hard working.* He is a neat boy.*</p> <div style="display: flex; justify-content: space-around; align-items: flex-end;"> <div style="text-align: center;">  <p>{</p> </div> <div style="text-align: center;">  <p>{</p> </div> <div style="text-align: center;">  <p>{</p> </div> </div> <div style="display: flex; justify-content: space-around; align-items: flex-end; margin-top: 20px;"> <div style="text-align: center;">  <p>{</p> </div> <div style="text-align: center;">  <p>{</p> </div> <div style="text-align: center;">  <p>{</p> </div> </div>	A
3	<p>متن زیر را بخوانید و عبارت مربوط به هر تصویر را در جای خالی بنویسید.</p> <p>This is Tom. He comes from Canada. He is going to travel to a foreign country with his family. Now they are (1) and the secretary is (2).....their passport. The plane is (3)</p> <p>An hour later; the plane is (4) They are finding a hotel in the destination country. Now his father is (5).....and his mother is (6) They want to stay here for seven days.</p> <div style="display: flex; justify-content: space-around; align-items: flex-end; margin-top: 20px;"> <div style="text-align: center;">  <p>1</p> </div> <div style="text-align: center;">  <p>2</p> </div> <div style="text-align: center;">  <p>3</p> </div> <div style="text-align: center;">  <p>4</p> </div> <div style="text-align: center;">  <p>5</p> </div> <div style="text-align: center;">  <p>6</p> </div> </div>	B

3	<p>3</p> <div style="border: 1px solid green; padding: 10px; margin: 10px;"> <ol style="list-style-type: none"> 1. Iranians put special clothes. 2. We go out on Nature Day. 3. He cleans the table. 4. They sing the national anthem. 5. They set the table. 6. We read the poems of Hafez. 7. They clean the house. 8. She watches the fireworks. </div> <div style="display: flex; align-items: center; margin-top: 20px;"> <div style="border: 1px solid black; border-radius: 50%; width: 60px; height: 60px; margin-right: 10px;"></div>  </div>	<p>C</p> <p>جملات را به تصاویر مربوطه ارتباط دهید. (شماره جمله نوشته شود. دو جمله اضافه است).</p> <div style="display: flex; flex-direction: column; align-items: center;"> <div style="border: 1px solid black; border-radius: 50%; width: 60px; height: 60px; margin-bottom: 10px;"></div>  <div style="border: 1px solid black; border-radius: 50%; width: 60px; height: 60px; margin-bottom: 10px;"></div>  <div style="border: 1px solid black; border-radius: 50%; width: 60px; height: 60px; margin-bottom: 10px;"></div>  <div style="border: 1px solid black; border-radius: 50%; width: 60px; height: 60px; margin-bottom: 10px;"></div>  <div style="border: 1px solid black; border-radius: 50%; width: 60px; height: 60px;"></div>  </div>
1	<ol style="list-style-type: none"> 1. Mary am/ is/ are reading a book. 2. I am/is/ are walking in the park. 	<p>D</p> <p>گزینه درست را انتخاب کنید.</p>
1	<ol style="list-style-type: none"> 1. His brother is very kind.? 2. They are waiting for the bus.? 	<p>E</p> <p>جملات زیر را به حالت پرسشی تبدیل کنید.</p>
1	<p>A : We are studying our books.</p> <p>B: He plays football.</p>	<p>F</p> <p>جمله اول را مخفف و جمله دوم را منفی کنید.</p>

Good luck.